

## **TECHNICAL ADVISORY COMMITTEE (TAC) MEETING**

CHARLOTTE COUNTY – PUNTA GORDA  
METROPOLITAN PLANNING ORGANIZATION  
Tel: (941) 883-3535

### **AGENDA**

**9:30 a.m., Wednesday, April 13, 2022**  
**East Port Environmental Campus**  
**Training Room B**  
**25550 Harbor View Road**  
**Port Charlotte, FL 33980**

The MPO will hold this meeting in a hybrid meeting format, in person and on-line. Persons wishing to provide public comment still will be allowed to do so by alternative means. Written comments may be submitted by either emailing the comments to [office@ccmpo.com](mailto:office@ccmpo.com) or mailing the comments to the address below. Comments must be received for the TAC meeting by 9 a.m. April 13, 2022. The comments will be read by an MPO staff member during the meeting for that item to be placed in the record. More information regarding TAC Agenda items and transportation issues are available on the MPO website at [www.ccmpo.com](http://www.ccmpo.com).

- 1. Call to Order & Roll Call**
- 2. Public Comments on Agenda Items**
- 3. Chair's Report**
- 4. [Florida Department of Transportation \(FDOT\) Report](#)**
- 5. Consent Agenda:**
  - A. [Approval of Minutes: March 9, 2022 Meeting](#)**
  - B. [MPO Board Resolution #2022-02 Authorizing FY 2022/2023 Transportation Disadvantaged \(TD\) Planning Grant Agreement](#)**
- 6. [Final Draft FY 2022/2023 – FY 2023/2024 Unified Planning Work Program \(UPWP\)](#)**
- 7. [Final Draft FY 2022/2023 – FY 2026/2027 Transportation Improvement Program \(TIP\)](#)**
- 8. [Final Draft - 2022 Project Priorities Discussion](#)**
- 9. [US Bicycle Route 15 Alignment Discussion](#)**
- 10. [Veterans Blvd Corridor Planning Study – Existing Conditions Presentation](#)**

## **TECHNICAL ADVISORY COMMITTEE (TAC) MEETING**

CHARLOTTE COUNTY – PUNTA GORDA  
METROPOLITAN PLANNING ORGANIZATION

**9:30 a.m., Wednesday, April 13, 2022**

**11. Public Comments**

**12. Staff Comments**

**13. Member Comments**

**14. Adjournment (NEXT MEETING – JULY 6, 2022)**

No stenographic record by a certified court reporter is made of these meetings. Accordingly, anyone seeking to appeal any decisions involving the matters herein will be responsible for making a verbatim record of the meeting/testimony and evidence upon which any appeal is to be based. (F.S. 286.0105)

**IN ACCORDANCE WITH THE AMERICANS WITH DISABILITIES ACT AND CHAPTER 286.26 FLORIDA STATUTES, PERSONS NEEDING SPECIAL ACCOMMODATIONS TO PARTICIPATE IN THIS PROCEEDING SHOULD CONTACT THE CHARLOTTE COUNTY-PUNTA GORDA METROPOLITAN PLANNING ORGANIZATION AT LEAST FORTY-EIGHT (48) HOURS PRIOR TO THE MEETING. CALL (941) 883-3535 BETWEEN 8:00 A.M. AND 5:00 P.M., MONDAY THROUGH FRIDAY.**

The MPO's planning process is conducted in accordance with Title VI of the Civil Rights Act of 1964 and related statutes. Any person or beneficiary who believes he or she has been discriminated against because of race, color, religion, sex, age, national origin, disability, or familial status may file a complaint with the Charlotte County-Punta Gorda MPO Title VI Coordinator Wendy W. Scott at (941) 883-3535 or by writing her at 25550 Harbor View Road, Suite 4, Port Charlotte, FL 33980.

**CHARLOTTE COUNTY-PUNTA GORDA METROPOLITAN PLANNING ORGANIZATION**  
25550 Harbor View Road, Suite 4, Port Charlotte, FL 33980-2503 Telephone: (941) 883-3535 Fax: (941) 883-3534

APRIL 13, 2022  
TECHNICAL ADVISORY COMMITTEE (TAC) MEETING

**AGENDA ITEM # 4**  
**FLORIDA DEPARTMENT OF TRANSPORTATION (FDOT)**  
**REPORT**

APRIL 13, 2022  
TECHNICAL ADVISORY COMMITTEE (TAC) MEETING

## **CONSENT AGENDA # 5**

APRIL 13, 2022  
TECHNICAL ADVISORY COMMITTEE

**AGENDA ITEM # 5-A**  
**APPROVAL OF MINUTES: MARCH 9, 2022 MEETING**

**Purpose:** To review and approve the minutes from the March 9, 2022 Technical Advisory Committee Meeting

**Agenda Item Presented by:** MPO Staff

**Discussion:** To Be Determined

**Recommendation:** Motion to approve the minutes from the Technical Advisory Committee Meeting from March 9, 2022

**Attachment:** [Minutes of the March 9, 2022 Technical Advisory Committee](#)



**CHARLOTTE COUNTY - PUNTA GORDA  
METROPOLITAN PLANNING ORGANIZATION  
MINUTES OF THE MARCH 9, 2022  
TECHNICAL ADVISORY COMMITTEE (TAC) MEETING**

**MEMBERS PARTICIPATING IN PERSON**

Mitchell Austin, City of Punta Gorda, TAC Chair  
Don Scott, Lee County MPO  
Beaumont Hayner, City of Punta Gorda Urban Design  
Ron Ridenour, Charlotte County Airport Authority  
Cory Elijah, Charlotte County Airport Authority

**MEMBERS PARTICIPATING IN MICROSOFT TEAMS**

Ravi Kamarajugadda, Vice Chair, Charlotte County Public Works  
Robert Fakhri, Charlotte County Public Works  
April Santos, Charlotte County Public Works  
Sam Hudson, City of North Port Planning & Zoning  
Linda Sposito, City of Punta Gorda  
Joshua Hudson, Charlotte County Economic Development  
Deborah Chesna, FDOT  
Linda Faieta, Charlotte County Public Schools

**MEMBERS ABSENT**

Tony Conte, Charlotte County Public Schools  
Joan Fisher, DeSoto County  
Rick Kolar, Charlotte County, Transit Division  
Shaun Cullinan, Charlotte County Community Development  
Patrick Fuller, Charlotte County Emergency Management

**OTHERS PARTICIPATING IN PERSON**

D’Juan Harris, MPO Director  
Laks Gurram, MPO Principal Planner  
Betty-Ann Sherer, MPO Planner  
Tanya Merkle, FDOT

**OTHERS PARTICIPATING IN MICROSOFT TEAMS**

Bekie Leslie, MPO Administrative Services Coordinator

**1. Call to Order & Roll Call**

TAC Chair Mitchell Austin called the TAC Meeting to order at 9:30 a.m. A quorum was present.

**2. Public Comments on Agenda Items**

There were no public comments

**3. Reports:**

**A. Chair's Report**

Chair Austin, thanked the Technical Advisory Committee for reappointing him Chairman at the last TAC meeting

Mitchell Austin indicated that he completed the Project Priority Application forms in the GAP system although there were some technical challenges.

D’Juan Harris noted that in the Joint Certification meeting, FDOT had questions about completion of the TA Core application.

Chair Austin stated that the city application submittal is complete as of yesterday.

**4. Consent Agenda:**

**[Approval of Minutes: November 17, 2021, Meeting](#)**

*Don Scott made a motion to approve the Consent Agenda item. Ravi Kamarajugadda seconded the motion, and it was passed unanimously.*

**5. Florida Department of Transportation (FDOT) Report**

Tanya Merkle stated that FDOT was still awaiting legislative and gubernatorial action for adoption of the FY 2023 through FY 2027 FDOT Tentative Work Program. Tanya indicated that FDOT was concerned about increased costs and shortages of materials that would attribute to higher costs to construct transportation projects. She stressed the importance of developing an accurate Projects Priority List and estimates so that projects could move forward as quickly as possible. She noted that the City of Punta Gorda and Charlotte County had submitted 13 applications for consideration of programming with Transportation Alternative (TA) funding. She also noted a proposed Speed Management Workshop will be conducted sometime in June or July, more information will be provided soon.

**6. [FDOT District 1 Bicycle Pedestrian Coordinator Shared Use Path Presentation](#)**

D’Juan Harris introduced FDOT District One Bicycle-Pedestrian Coordinator Deborah Chesna who gave an informational presentation on design standards per Florida Design Manual on Shared Use Paths (SUP) in Florida.

The following link can be used to access the Facilities Toolbox noted in this presentation: <https://kai.maps.arcgis.com/apps/MapSeries/index.html?appid=1538c28d299d4e79a62db1719c2c0a9e>

Don Scott asked if there is a chart on speed design for width, surface in an urban area. Ms. Chesna replied, there isn’t a chart, but are determined by the speed of the road.

Chair Austin added there were sometimes issues with clear zone, off path and maximum curve radius, he believes there are engineering standards in place regarding design.

**7. Draft FY 2022/2023 –FY 2023/2024 Unified Planning Work Program (UPWP)/Metropolitan Planning Organization Agreement**

D’Juan Harris described the draft UPWP document: The FY 2022/2023 through FY 2023/2024 Unified Planning Work Program (UPWP)/Metropolitan Planning Organization Agreement describes the transportation planning activities and establishes the MPO budget for the next two State Fiscal Years. The State Fiscal Year begins on July 1, 2022. The UPWP includes a narrative of the work to be accomplished and the cost estimates anticipated for each task activity. Federal and state regulations govern the types of activities that are eligible for federal and state funding.

The Draft FY 2022/2023 – FY 2023/2024 UPWP also includes Transportation Disadvantaged Planning funds and FTA Section 5307 funding (for Charlotte County’s Transit Development Plan Progress Report).

*Don Scott made a motion to move the Draft UPWP forward to the MPO Board for approval. Ron Ridenour seconded the motion, and it was passed unanimously.*

**8. Draft FY 2022/2023 - FY 2026/2027 Transportation Improvement Program (TIP)**

TAC Members had the opportunity to review and comment on the Draft FY 2022/2023-FY 2026/2027 Transportation Improvement Program (TIP). Laks Gurram noted: Federal and State legislation require MPOs to adopt a 5-year Transportation Improvement Program (TIP). The TIP outlines federal and state capital improvements for transportation and is a staged, multi-year, intermodal program of transportation projects that is consistent with the MPO Long Range Transportation Plan (LRTP). The Technical and Citizens’ Advisory Committees formally review the development of the TIP.

The Charlotte County-Punta Gorda MPO is scheduled to review and adopt the TIP at the May 16, 2022, MPO Board Meeting. The Draft Charlotte County-Punta Gorda MPO TIP for FY 2022/2023 - FY 2026/2027 was provided in the meeting packet as Attachment 1. The MPO Board adopted the Project Priorities listed in this TIP on May 18, 2021. The Charlotte County-



Punta Gorda MPO entered an interlocal agreement with both the Sarasota – Manatee MPO and the Lee County MPO, formalizing and specifying regional planning projects along with timeframes to produce those projects. The agreements call for each MPO to identify regional priorities and include those projects in the respective MPO's TIP. Those priorities that were adopted last year are included, in accordance with the interlocal agreement in the TIP.

Laks Gurram briefly reviewed each section of the document. He explained how the projects flow through various required documents. He asked that Lee MPO, City and County Staff review the projects pertaining to their area and provide any comments or questions in advance of the April 13, 2022, TAC meeting.

Ron Ridenour noted he will review the aviation projects as well.

Robert Fakhri noted he would like to schedule a meeting with MPO Staff prior to finalizing his comments on the TIP.

Chair Austin noted the Letter sent to FDOT from the MPO regarding the draft tentative work program issues and projects– he felt it was well done and appreciated the advocacy from the MPO Staff.

D’Juan Harris asked Chair Austin if they were still on track regarding the ADA Project and the City providing the design services?

Chair Austin noted the estimates that are currently there were based on older data, this will all be revisited. Since this is a Harborwalk project, the city does have a Master Services Agreement with an Engineer. He felt the city could safely design this project and provide updated estimates, then move it forward through FDOT acceptance and construction. The City does have the funding in place for design especially since this is a critical link to connect US 41 bridges in Charlotte County.

D’Juan Harris commented that design plans for all on system projects would have to go through a “full discipline” review utilizing FDOT’s *Intermodal Safety and Quality (IS&Q)* (ERC) system and you would have to follow the Florida Design Manual (FDM). Once we get closer, we should have another meeting with FDOT to assure we have everything in place.

Tanya Merkle added to continue the communication between all parties involved and offered to assist if required.

## **9. Draft 2022 Project Priorities – Discussion**

Laks Gurram reviewed the 2022 Project Priorities List. Members were asked to review and comment on Highway, TAP and CM/TSM Box and TRIP Project Priorities for 2022. Laks Gurram noted that the MPO is required to annually develop a List of Project Priorities (LOPP) as part of the Transportation Improvement Program (TIP) process and to submit the list to FDOT. FDOT has asked that the initial priorities be submitted by February 12, 2022, to begin their review process. A preliminary list of project priorities will be submitted to FDOT District One by March

15, 2022. The project priorities must be approved by the MPO Board and submitted to FDOT by July 1, 2022.

The MPO received candidate projects from the City of Punta Gorda and Charlotte County. These projects included Highway, Transportation Alternatives Program (TAP), Congestion Mitigation/Transportation System Management (CM/TSM), and Transportation Regional Incentive Program (TRIP) projects. Attachment 1 is the list of project priorities previously approved by the MPO Board at the May 2021 meeting.

The Draft 2022 Project Priorities (Attachment 2) presented will be revised based on input received by the Committees and MPO Board meeting on March 21, 2022. The final draft will be presented at the April 13, 2022, TAC Meeting and May 16, 2022, MPO Board meeting for approval. Below is the Draft LOPP received from member entities:

- Harbor View Road from Date Street to I-75 – Road Widening
- Edgewater Drive from Midway Blvd. to SR 776 – Road Widening
- SR 31 at CR 74 Intersection Improvements – Roundabout
- N. Jones Loop @ Piper Road – Roundabout
- SR 776 @ Flamingo Blvd. – Intersection Improvements
- SR 776 @ Charlotte Sports Park - Design and Construction Turn Lanes
- SR 776 at Biscayne Drive – Design and Construction Turn lanes and Signal
- SR 776 at Cornelius Blvd. - Design and Construction Turn Lanes
- SR 776 at Jacobs Street - Design and Construction Turn Lanes
- SUN Trail – from SR 776 at Gulf Cove to US 41
- Cooper Street – Complete Street Improvements
- US 41 Bridge Approach Decorative Finish Street Lights
- US 41 MURT Bridge at S. Alligator Creek – No Application
- US 41 SB Harborwalk Phase II – ADA ramp improvements

Laks Gurram noted the City of Punta Gorda, had requested moving the US 41 MURT Bridge at S. Alligator Creek project off this list.

Chair Austin clarified, the reason the city did not submit an application for this bridge is because they weren't certain it was needed, since the project was funded for design in the current TIP. It was his understanding the city was still committed to this project as it is important to the Punta Gorda Pathways, and it will be discussed with their Capital Improvements Projects.

Robert Fakhri noted April Santos submitted the applications to get the proper signatures, he will revisit the cost estimates. Comments are to be received for this committee in advance of the April 13<sup>th</sup> TAC meeting.

He also noted on the Burnt Store Road project could the limits of the project be updated to include the 1100 feet in Charlotte County.

Don Scott responded the limits of the project will be revised to incorporate the Charlotte County portion since this is a joint project.

Don Scott also noted the amounts requested for the LRTP seem to be low, as the cost of data collection seems to be increasing.

Laks Gurram will discuss this further with FDOT.

#### **10. Regional Coordination Proposal for the Collier, Lee, and Charlotte-Punta Gorda MPO Boards**

D’Juan Harris reviewed the history of the proposal. Last month, the Lee MPO Executive Committee discussed options for improving regional coordination between the MPO Boards stemming from some options that were raised by Collier County Commissioner McDaniel at a Collier MPO Board meeting last fall. One of the options he raised included forming a subcommittee of the MPO Board that would meet periodically to make recommendations on regional issues that would then be brought back to each MPO Board for further discussion and action, as necessary. Commissioner McDaniel attended the Lee MPO Executive Committee meeting to provide his input. Following the discussion, the Lee County MPO Executive Committee recommended forming an ad-hoc regional coordination committee consisting of three members of the MPO Board that would include one County Commissioner and two elected officials from the communities adjoining the other counties.

Additional discussion regarding the proposal occurred at the February 18, 2022 Joint Meeting of the Lee County MPO Board and the Charlotte County-Punta Gorda MPO Board, where it was decided that the proposal would be addressed further by each of the three individual MPO Boards.

Current discussion centered on three MPO Board Members from each MPO Board. D’Juan Harris noted that after consulting with Staff Directors from the other two MPOs, it was recommended that those MPOs discuss their regional coordination effort first and involve the Charlotte County-Punta Gorda MPO in the future if warranted. It was agreed Regional Coordination is important.

#### **11. 2022 Safety Performance Measures Targets Discussion**

D’Juan Harris reviewed and discussed FDOT’s Safety Targets for all five FHWA Safety Performance Measures.

FHWA has established five national Safety Performance Measures which all State Transportation Departments and MPOs must address. Unlike other performance measures applicable only to the National Highway System (NHS), the Safety Performance Measures apply to all public roads. The Safety Performance Measures are:

1. Number of Fatalities
2. Number of Serious Injuries
3. Fatality Rate per 100 million Vehicle Miles Traveled (VMT)
4. Serious Injuries per 100 million Vehicle Miles Traveled (VMT)
5. Total Number of Non-Motorized Fatalities and Serious Injuries

The MPO Board adopted FDOT's "Vision Zero" target (goal of no fatalities or injuries) for all five of the Safety Performance Measures at the February 18, 2022 Special Board Meeting. The MPO was required to accept FDOT's adopted targets or develop its own targets on or before February 27, 2022 to remain in FHWA compliance for use of federal funding.

#### **12. Public Comments**

There were no public comments.

#### **13. Staff Comments**

D'Juan Harris noted the MPO completed their Joint Certification Review with FDOT and the MPO scored a 100%.

Chair Austin asked that everyone introduce themselves as there were some new faces and names in the room.

#### **14. Member Comments**

There were no additional Member Comments

#### **15. Adjournment (Next TAC Meeting – April 13, 2022)**

There being no further business, the meeting was adjourned at 10:50 a.m. The next regularly scheduled TAC meeting will be held on Wednesday, April 13, 2022, both virtually and at the Eastport Environmental Campus, 25550 Harbor View Road, Port Charlotte in Training Room B beginning at 9:30 a.m.

APRIL 13, 2022  
TECHNICAL ADVISORY COMMITTEE MEETING

**AGENDA ITEM # 5-B**  
**MPO BOARD RESOLUTION #2022-02 AUTHORIZING**  
**FY 2022/2023 TRANSPORTATION DISADVANTAGED (TD) PLANNING**  
**GRANT AGREEMENT**

**Purpose:** To recommend MPO Board approval of the execution of the FY 2022/2023 Transportation Disadvantaged Planning Grant Agreement by approving MPO Board Resolution #2022-02

**Agenda Item Presented by:** MPO Staff

**Discussion:**

Annually, the Charlotte County-Punta Gorda MPO is eligible to receive Transportation Disadvantaged Planning Grant Funds to assist in its responsibilities under Chapter 427, *Florida Statutes* as the Official Transportation Disadvantaged Planning Agency for Charlotte County. The money comes from the Transportation Disadvantaged Trust Fund (TDTF) which was established to provide a dedicated funding source for the operational and planning expenses of the Florida Commission for the Transportation Disadvantaged (CTD) in carrying out its legislative responsibilities.

The Florida Commission for the Transportation Disadvantaged staff has indicated that the new legislative appropriation for the next state fiscal year will be similar to the current year funding level, which was \$23,842. A resolution authorizing the execution of a Transportation Disadvantaged Trust Fund Grant Agreement with the Florida Commission for the Transportation Disadvantaged has been reviewed by the MPO Board Legal Counsel and is attached.

**Recommendation:** Motion to recommend the MPO Board approve MPO Board Resolution 2022-02 for signature by the MPO Chair and to authorize the MPO Director to execute the FY 2022/2023 Transportation Disadvantaged Planning Grant Agreement (including minor adjustments as required).

**Attachment:** [MPO Board Resolution 2022-02](#)



**RESOLUTION  
NUMBER 2022-02**

**A RESOLUTION OF THE CHARLOTTE COUNTY-PUNTA GORDA METROPOLITAN PLANNING ORGANIZATION AUTHORIZING THE EXECUTION OF THE FY 2022/2023 TRANSPORTATION DISADVANTAGED TRUST FUND GRANT AGREEMENT WITH THE FLORIDA COMMISSION FOR THE TRANSPORTATION DISADVANTAGED.**

**RECITALS**

**WHEREAS**, the Charlotte County-Punta Gorda Metropolitan Planning Organization is eligible to receive a Transportation Disadvantaged Trust Fund Planning Grant and to undertake a transportation disadvantaged service project as authorized by Section 427.0159, Florida Statutes, and Rule 41-2, Florida Administrative Code.

**NOW THEREFORE, BE IT RESOLVED**, by the Charlotte County-Punta Gorda Metropolitan Planning Organization (MPO) that:

1. The MPO has the authority to enter into this grant agreement.
2. The MPO authorizes the MPO Director to execute the grant agreement on behalf of the MPO Board with the Florida Commission for the Transportation Disadvantaged.
3. The MPO authorizes the MPO Director to sign any and all agreements or contracts which are required in connection with the grant agreement.
4. The MPO authorizes the MPO Director to sign any and all assurances, reimbursement invoices, warranties, certifications and any other documents which may be required in connection with the grant agreement or subsequent agreements.


PASSED AND DULY ADOPTED this 16th day of May, 2022.

CHARLOTTE COUNTY-PUNTA GORDA  
METROPOLITAN PLANNING ORGANIZATION

By: \_\_\_\_\_  
Christopher G. Constance, MD, Chairman

ATTEST:

APPROVED AS TO FORM  
AND LEGAL SUFFICIENCY:

By:   
D'Juan L. Harris  
Designated Clerk of the MPO Board

By:   
Janette S. Knowlton, County Attorney  
LR22-0204 

APRIL 13, 2022  
TECHNCAL ADVISORY COMMITTEE MEETING

**AGENDA ITEM # 6**  
**FINAL DRAFT FY 2023 - FY 2024 UNIFIED PLANNING WORK PROGRAM**  
**(UPWP)/METROPOLITAN PLANNING ORGANIZATION AGREEMENT**

**Purpose:** To consider recommending the MPO Board approve the Final Draft FY 2023 - FY 2024 Unified Planning Work Program (UPWP)/Metropolitan Planning Organization Agreement.

**Agenda Item Presented by:** MPO Staff

**Discussion:**

The Final Draft FY 2023 - FY 2024 Unified Planning Work Program (UPWP)/Metropolitan Planning Organization Agreement describes transportation planning activities and establishes the MPO budget for the fiscal years spanning from July 1, 2022 to June 30, 2024. Included in the UPWP is a description of work to be accomplished and the cost estimates to carry out each work task activity. Federal and State regulations govern the types of activities that are eligible for federal and state funding.

Following approval of the draft UPWP/Metropolitan Planning Organization Agreement at the March 21, 2022 MPO Board meeting, the draft FY 2023 - FY 2024 UPWP was submitted to the appropriate reviewing agencies for comments. Comments received from the Federal Highway Administration (FHWA) and the Florida Department of Transportation were addressed and have been incorporated in this final Draft UPWP.

**Recommendation:** Motion to recommend the MPO Board adopt the Final FY 2023 - FY 2024 UPWP/Metropolitan Planning Organization Agreement and authorize the Chair to sign all required documents. The motion should allow for transmittal of the document to FDOT and required agencies, including the ability for staff to make minor changes and adjustments based on comments and input received.

**Attachment:** [Final Draft FY 2023- FY 2024 UPWP/Metropolitan Planning Organization Agreement](#)

# UNIFIED PLANNING WORK PROGRAM (UPWP)

**FY 2022/2023 – FY 2023/2024**

(July 1, 2022 through June 30, 2024)



**CHARLOTTE COUNTY – PUNTA GORDA  
METROPOLITAN PLANNING ORGANIZATION**

**25550 Harbor View Road, Suite 4**

**Port Charlotte, FL 33980-2503**

**(941) 883-3535**

**(941) 883-3534 Fax**

**([www.ccmpto.com](http://www.ccmpto.com))**

**Adopted: May 16, 2022**

CFDA 20.205: Highway Planning & Construction  
CFDA 20.505: Federal Transit Technical Studies Grant  
Federal Aid Project (FAP): PL-0408-060-M  
FDOT Financial Project Number – 439316-4-14-01 – PL/CPG Funds  
Section 5305(d) PTGA Financial Management (FM): 410114-1-14-31  
Transportation Disadvantaged Trust Fund (TD) Planning Funds

---

**Christopher G. Constance, MD  
MPO Chairman**

The MPO does not discriminate against anyone on the basis of race, color, national origin, sex, age, disability, religion, or family status. For more information on the MPO's commitment to equity and nondiscrimination, or to express concerns visit [www.ccmpto.com](http://www.ccmpto.com) or contact Wendy W. Scott with the Charlotte County-Punta Gorda MPO at 941-883-3535 or by email at [scott@ccmpo.com](mailto:scott@ccmpo.com)

Funding for this document was provided by the U.S. Department of Transportation Federal Highway Administration (FHWA) and Federal Transit Administration (FTA), the State of Florida Department of Transportation (FDOT), Florida Commission for the Transportation Disadvantaged (FCTD) and Charlotte County.

This document was prepared by the staff of the Charlotte County-Punta Gorda Metropolitan Planning Organization in cooperation with the Florida Department of Transportation (FDOT) and local government agencies.



**TABLE OF CONTENTS**

**PAGE**

**FDOT Cost Analysis Certification Statement**

**MPO UPWP Resolution FY 2023 – FY 2024**

**Acronyms used in this UPWP**

**Introduction** ..... 1

    Definition of the Unified Planning Work Program ..... 1

    Comprehensive Transportation Planning Activities ..... 1

    Statement of CPG participation ..... 2

    Soft Match Definition ..... 2

    Local Planning Priorities ..... 3

    Transportation related air quality planning activities (if applicable) anticipated in the non-attainment areas ..... 3

    Transit Planning..... 3

    Public Participation including Title VI and Title VIII ..... 4

**Organization and Management**..... 5

**MPO Agreements** ..... 6

**Operational Procedures and Bylaws**..... 7

**Unified Planning Work Program**

**Task 1: Administration** ..... 8

**Task 1: Estimated Budget Detail For “Planning Task”** ..... 11

**Task 2: Data Collection, Analysis and Mapping** ..... 12

**Task 2: Estimated Budget Detail For “Planning Task”** ..... 15

**Task 3: Public Participation Plan** ..... 16

**Task 3: Estimated Budget Detail For “Planning Task”** ..... 18

**Task 4: Long Range Transportation Planning** ..... 19

**Task 4: Estimated Budget Detail For “Planning Task”** ..... 21

**Task 5: Transportation Improvement Program (TIP)** ..... 22

**Task 5: Estimated Budget Detail For “Planning Task”** ..... 24

**Task 6: Special Project Planning** ..... 25

**Task 6: Estimated Budget Detail For “Planning Task”** ..... 27

**Task 7: Regional Planning and Coordination**..... 28

**Task 7: Estimated Budget Detail For “Planning Task”** ..... 30

**Task 8: Transit & Transportation Disadvantaged (TD) Planning** ..... 31

**Task 8: Estimated Budget Detail For “Planning Task”** ..... 33

**Task 9: Agency Expenditures using Local Funds**..... 34

**Task 9: Estimated Budget Detail For “Planning Task”** ..... 35

**Table 1: Agency Participation Table FY 2023 and FY2024** ..... 36

**Appendices**

**Appendix A** - State and Federal Planning Emphasis Area Matrix

**Appendix B** - FY 2023-2024 Federal Planning Factors and FDOT’s Planning Emphasis Areas

**Appendix C** – Federal Highway Administration (FHWA) and Federal Transit Administration (FTA)  
Planning Emphasis Areas

**Appendix D** – Statements and Assurances

**Appendix E** - Planning Studies for Agencies in MPO Planning Areas

**Appendix F** - Florida Department of Transportation (FDOT) - District One District  
Wide Planning Activities/Contracts (FY 2023- FY 2024)

**Appendix G** – Metropolitan Planning Organization Agreement



**Florida Department of Transportation**

**RON DESANTIS**  
GOVERNOR

605 Suwannee Street  
Tallahassee, FL 32399-0450

**KEVIN J. THIBAUT, P.E.**  
SECRETARY

**Cost Analysis Certification**

**Charlotte County-Punta Gorda MPO**

**Unified Planning Work Program - FY 2023-FY 2024**

Select Status: 7/1/2022

Revision Number: Initial Adoption

I hereby certify that the cost for each line item budget category has been evaluated and determined to be allowable, reasonable, and necessary, as required by [Section 216.3475, F.S.](#) Documentation is on file evidencing the methodology used and the conclusions reached.

---

Name: Tanya Merkle

Liaison, District 1  
Title and District

---

Signature



**RESOLUTION  
NUMBER 2022-01**

**A RESOLUTION OF THE CHARLOTTE COUNTY-PUNTA GORDA  
METROPOLITAN PLANNING ORGANIZATION (MPO) APPROVING THE  
UNIFIED PLANNING WORK PROGRAM (UPWP) AND CONSOLIDATED PLANNING GRANT  
(CPG) PROGRAM AND THE FLORIDA  
DEPARTMENT OF TRANSPORTATION METROPOLITAN PLANNING  
ORGANIZATION AGREEMENT FOR FISCAL YEAR 2022/2023 AND FISCAL YEAR 2023/2024**

**WHEREAS**, the Unified Planning Work Program (UPWP) is the Charlotte County-Punta Gorda Metropolitan Planning Organization’s biennial transportation planning work program and serves as the scope of work for the Florida Department of Transportation Metropolitan Planning Organization Agreement in compliance with 215.971 and 216.3475 Florida Statutes.

**WHEREAS**, the Federal Transit Administration (“FTA”) 49 U.S.C. Section 5305(d) Metropolitan Planning Program funds and Federal Highway Administration (FHWA) Metropolitan Planning (PL) funds are the principal federal fund sources annually provided to MPOs to administer and manage metropolitan transportation planning activities; and

**WHEREAS**, the FTA Circular C 8100.1D and FHWA Order 4551.1 offer state departments of transportation, such as the Florida Department of Transportation (“FDOT”) the option to participate in the Consolidated Planning Grant (“CPG”) program; and

**WHEREAS**, the CPG allows for FHWA PL and FTA 5305(d) funds to be combined into a single consolidated grant; and

**WHEREAS**, the FHWA has elected to participate in the CPG program, as the designated recipient of FTA 5305(d) and FHWA PL funds; and

**WHEREAS**, FDOT selects FHWA to serve as the CPG Administrator; and

**WHEREAS**, the MPOs are a stakeholder in the implementation of the CPG program in partnership with FDOT, FTA and FHWA.

**NOW, THEREFORE, BE IT RESOLVED** by the Charlotte County-Punta Gorda Metropolitan Planning Organization (MPO) as follows:

1. The MPO Board hereby authorizes the MPO Chair and/or the MPO Director, or their designee, to execute amendments, supplemental agreements, administrative documents, contracts, UPWPs and other time sensitive agreements as needed in the future to meet mandatory deadlines.

2. The MPO Director is hereby authorized to make administrative modifications to adopted UPWPs by shifting funds among line-item tasks as needed providing that:
  - a) The revision does not increase or decrease the total MPO budget in an adopted UPWP.
  - b) The revision does not change the scope of the work to be accomplished within any line-item task.
  - c) The revision does not add or delete a line-item task in a UPWP.
  - d) All modifications are coordinated with the appropriate funding agencies
3. Copies of the Final FY 2022/2023 and FY 2023/2024 UPWP, Metropolitan Planning Organization Agreement and this Resolution shall be forwarded to the Florida Department of Transportation and Federal Highway Administration (FHWA).

PASSED AND DULY ADOPTED this 16<sup>th</sup> day of May 2022.

CHARLOTTE COUNTY-PUNTA GORDA  
METROPOLITAN PLANNING ORGANIZATION

\_\_\_\_\_  
Christopher G. Constance, MD, Chairman

ATTEST:

APPROVED AS TO FORM  
AND LEGAL SUFFICIENCY

By: \_\_\_\_\_  
D’Juan L. Harris  
Designated Clerk of the  
MPO Board

By: \_\_\_\_\_  
Janette S. Knowlton, County Attorney

## ***ACRONYMS***

For your information, these are some of the acronyms the MPO works with on a daily basis.

<a href="#"><u>AAASWFL</u></a>	Area Agency on Aging for Southwest Florida
<b>AADT</b>	Average Annual Daily Traffic
<a href="#"><u>AARP</u></a>	American Association of Retired Persons
<a href="#"><u>AASHTO</u></a>	American Association of State Highway and Transportation Officials
<a href="#"><u>ADA</u></a>	Americans with Disabilities Act
<b>ADS</b>	Autonomous Driving System
<b>AER</b>	Annual Expenditure Report
<a href="#"><u>AHCA</u></a>	Agency for Health Care Administration
<b>AI</b>	Artificial Intelligence
<a href="#"><u>AMPO</u></a>	Association of Metropolitan Planning Organizations
<b>APR</b>	Annual Performance Report
<a href="#"><u>APTA</u></a>	American Public Transit Association
<a href="#"><u>ARRA</u></a>	American Recovery and Reinvestment Act of 2009
<b>ATMS</b>	Automatic Traffic Management System
<b>AV</b>	Autonomous Vehicles
<a href="#"><u>BCC</u></a>	Board of County Commissioners
<a href="#"><u>BEBR</u></a>	Bureau of Economic and Business Research
<a href="#"><u>BPAC</u></a>	Bicycle/Pedestrian Advisory Committee
<b>BMS</b>	Bridge Management System
<a href="#"><u>CAC</u></a>	Citizens Advisory Committee
<b>CAMP</b>	Corridor Access Management Plan
<b>CAP</b>	Commuter Assistance Program
<a href="#"><u>CCAA</u></a>	Charlotte County Airport Authority

<b>CCC</b>	Continuing, Comprehensive and Cooperative Planning Process
<b>CDMS</b>	Crash Data Management System
<b><u>CFR</u></b>	Code of Federal Regulations
<b><u>CFASPP</u></b>	Continuing Florida Aviation System Planning Process
<b>CHHT</b>	Charlotte Harbor Heritage Trails Master Plan
<b><u>CHIP</u></b>	Community Health Improvement Plan
<b><u>CIA</u></b>	Community Impact Assessment
<b>CIP</b>	Capital Improvements Program
<b><u>CMAQ</u></b>	Congestion Mitigation Air Quality
<b><u>CMP</u></b>	Congestion Management Process
<b>CMS</b>	Congestion Management System
<b>COOP</b>	Continuity of Operations Plan
<b>CPG</b>	Consolidated Planning Grant
<b>CPT-HSTP</b>	Coordinated Public Transit-Human Services Transportation
<b>CRA</b>	Community Redevelopment Agency
<b>CST</b>	Construction
<b>CTC</b>	Community Transportation Coordinator
<b><u>CTD</u></b>	Florida Commission for the Transportation Disadvantaged
<b>CTPP</b>	Census Transportation Planning Package
<b>CTST</b>	Community Traffic Safety Team
<b><u>CUTR</u></b>	Center for Urban Transportation Research-University of South Florida
<b>CUTS</b>	Coordinated Urban Transportation Studies
<b>CV</b>	Connected Vehicles
<b>DBE</b>	Disadvantaged Business Enterprise
<b><u>DOEA</u></b>	Department of Elder Affairs

**DRI**

Development of Regional Impact

**DIRPM**

(FDOT) District 1 Regional Planning Model

**E+C**

Existing plus committed (network used in modeling)

**EAR**

Evaluation and Appraisal Report (Comprehensive Plan)

**EIC**

Englewood Interstate Connector

**EIS**

Environmental Impact Statement

**EJ**

Environmental Justice

**EOP**

Emergency Operations Plan

**EPA**

Environmental Protection Agency

**ETAT**

Environmental Technical Advisory Team

**ETDM**

Efficient Transportation Decision Making

**EV**

Electric Vehicles

**FAC**

Florida Administrative Code

**FACTS**

Florida Association of Coordinated Transportation Systems

**FAP**

Federal Aid Program

**FAA**

Federal Aviation Administration

**FAST ACT**

Fixing America's Surface Transportation Act

**FDOT**

Florida Department of Transportation

**FGTS**

Florida Greenways and Trails System

**FHWA**

Federal Highway Administration

**FIHS**

Florida Intrastate Highway System

**FPTA**

Florida Public Transportation Association

**FM**

Financial Management

**FSUTMS**

Florida Standard Urban Transportation Model Structure

**FS**

Florida Statutes



**FTA**

Federal Transit Administration

**FTC**

Florida Transportation Commission

**FTP**

Florida Transportation Plan

**FY**

Fiscal Year

**GIS**

Geographic Information Systems

**GPC**

General Planning Consultant

**HOA**

Homeowners Association

**HOV**

High Occupancy Vehicle Lanes

**HP&R/D**

Highway Planning and Research/Department also known as state “D” funds

**HSR**

High Speed Rail

**ICAR**

Intergovernmental Coordination and Review

**IIJA**

Infrastructure Investment and Jobs Act (IIJA)

**IMS**

Intermodal Management System

**ISTEA**

Intermodal Surface Transportation Efficiency Act

**IT**

Information Technology

**ITS**

Intelligent Transportation System

**IVHS**

Intelligent Vehicle Highway Systems

**JARC**

Job Access Reverse Commute

**JPA**

Joint Participation Agreement

**LAP**

Local Area Program

**LCB**

Local Coordinating Board

**LEP**

Limited English Proficiency

**LIDAR**

Light Detection and Radar

**LOS**

Level of Service

**LRT**

Light Rail Transit

**L RTP**

Long Range Transportation Plan

**MAP-21**

Moving Ahead for Progress in the 21<sup>st</sup> Century

**MOA**

Memorandum of Agreement

**MOE**

Measurement of Effectiveness

**MPA**

Metropolitan Planning Area

**MPO**

Metropolitan Planning Organization

**MPOAC**

Metropolitan Planning Organization Advisory Council

**MPM**

Mobility Performance Measures

**MSTU**

Municipal Service Tax Unit

**MTP**

Metropolitan Transportation Plan

**NEPA**

National Environmental Policy

**NHS**

National Highway System

**NPS**

National Park Service

**NTSB**

National Transportation Safety Board

**OPA**

Official Planning Agency

**PD&E**

Project Development and Environmental Study

**P+R**

Park and Ride

**PE**

Preliminary Engineering (Design)

**PEA**

Planning Emphasis Area

**PL**

FHWA Metropolitan Planning Funds

**PMS**

Pavement Management System

**PPE**

Public Participation Element

**PPP**

Public Participation Plan

**RFLI**

Request for Letters of Interest

**RFP**

Request for Proposals



<b>RPC</b>	Regional Planning Council
<b>RSF</b>	Regionally Significant Facility
<b>RTAP</b>	Rural Transit Assistance Plan
<b>RTCA</b>	Rivers, Trails, and Conservation Assistance Program
<b>RTP</b>	Regional Transportation Plan
<b>R/W or ROW</b>	Right of Way
<b><u>SAFETEA-LU</u></b>	Safe, Accountable, Flexible, Efficient, Transportation Equity Act-A Legacy for Users
<b>SCAT</b>	Sarasota County Area Transit
<b>SGA</b>	State of Good Repair
<b>SIS</b>	Strategic Intermodal System
<b>SMS</b>	Safety Management System
<b>SPR</b>	State Planning and Research
<b>SR</b>	State Route
<b>SRTS</b>	Safe Routes to School
<b>STIP</b>	Statewide Transportation Improvement Program
<b>STP</b>	Surface Transportation Program
<b>STTF</b>	State Transportation Trust Fund
<b><u>SWFRPC</u></b>	Southwest Florida Regional Planning Council
<b>SWFTI</b>	Southwest Florida Transportation Initiative
<b><u>TAC</u></b>	Technical Advisory Committee
<b>TAM</b>	Transit Asset Management
<b>TAMP</b>	Transportation Asset Management Plan
<b>TAZ</b>	Traffic Analysis Zone
<b>TD</b>	Transportation Disadvantaged
<b>TDM</b>	Transportation Demand Management

**TDP**

Transit Development Plan

**TDSP**

Transportation Disadvantaged Service Plan

**TPM**

Transportation Performance Management

**T/E**

Trip and Equipment

**TE**

Transportation Enhancement

**TEA-21**

Transportation Equity Act for the 21<sup>st</sup> Century

**TIGER**

Transportation Investment Generating Economic Recovery

**TIM**

Traffic Incident Management

**TIP**

Transportation Improvement Program

**TMA**

Transportation Management Area

**TOD**

Transit Oriented Development

**TOP**

Transportation Outreach Program

**TPO**

Transportation Planning Organization

**TRB**

Transportation Research Board

**TRIP**

Transportation Regional Incentive Program

**TSM**

Transportation System Management

**TTF**

Transit Task Force

**UPWP**

Unified Planning Work Program

**USC**

United States Code

**USBC**

United States Bureau of the Census

**USDOT**

United States Department of Transportation

**UZA**

Urbanized Area

**VMT**

Vehicle Miles Traveled

**VPD**

Vehicles per Day

**YOE**

Year of Expenditure

## INTRODUCTION

### Definition of the MPO UPWP

This Unified Planning Work Program (UPWP) describes the transportation planning projects to be performed within the Charlotte County-Punta Gorda Metropolitan Planning Organization (MPO) study area.

This Work Program is consistent with all federal and state requirements. All product updates including the Transportation Improvement Program (TIP) and planning concepts and factors follow Federal and State guidelines. The MPO is complying with Title VI of the Civil Rights Act of 1964. Title VI specifically prohibits discrimination on the basis of race, color, national origin, age, disability, religion or sex. This applies in any and all applications of work by the MPO, including its administration, decision making and purchasing options.

The FY 2023 – FY 2024 UPWP for the Charlotte County-Punta Gorda MPO is prepared in accordance with the Florida Department of Transportation (FDOT) *MPO Program Management Handbook*. The UPWP is approved by the MPO Board and the appropriate state and federal agencies. All tasks performed in this document are conducted in accordance with *Title 23 U.S.C.*, *Title 49 U.S.C.* and the *Federal Transit Act*.

### Comprehensive Transportation Planning Activities

The MPO will be developing the 2050 Long Range Transportation Plan (LRTP) update as required by Federal and State Statute. The required adoption date will be on or before October 3, 2025. The MPO adopted its 2045 LRTP on October 5, 2020. The MPO will emphasize the requirements of current and future transportation legislative initiatives. The MPO will continually maintain and update the Transportation Improvement Program (TIP) to ensure all projects within the metropolitan area leveraged with federal, state and or local funding is reflected accurately for public transparency. The MPO has an adopted Public Participation Plan (PPP) which has been updated to include Limited English Proficiency (LEP) provisions, demographic data collection, and transit-related public participation requirements. The PPP will continue to be reviewed periodically for all necessary updates as required. . In addition to all federal requirements, the MPO includes other relevant considerations pertinent to intermodal connectivity such as, land use planning, citizen input, Efficient Transportation Decision Making (ETDM), Intelligent Transportation Systems Planning (ITS) and all factors essential for efficient transit service within Charlotte County.

The highway projects that garnered public interest include improvements to the Burnt Store Road corridor. Burnt Store Road Phase II is the last segment of the road improvements completed in November 2021. Additionally, the Harbor View Road widening project is currently in the Design phase. The Transportation Alternatives Program (TAP) has projects of significant interest that will progress improvements along the US 41 corridor in Charlotte County per FDOT design standards. These projects include implementation of multi-use sidewalks on both sides of the US 41 corridor. There are also plans to construct a multi-use trail on Taylor Road, greatly improving multi-modal connectivity in a traditionally underserved neighborhood. Lastly, the US 41 Corridor has recently undergone a visioning study by FDOT's District One Planning Studio. The visioning study ensures that future proposed improvements along the US 41 Corridor is in sync with the needs and desires of local stakeholders in Charlotte County. This strategic approach to collaborative planning for state roadways in District One, solidifies transportation planning partnerships and proactively identifies community concerns before project priorities enter the production pipeline.

The Interlocal Agreement with the Sarasota/Manatee MPO was rewritten and adopted at the January 22, 2018 Charlotte County-Punta Gorda & Sarasota/Manatee MPO Joint Regional Meeting. Other products finalized in previous years include an amended Public Participation Plan (PPP), a Joint Regional Roadway Network, a Joint Transportation Regional Incentive Program (TRIP) and Joint Regional Transportation Alternatives (RTAP) Project Priority Lists. Regional coordination for the Long-Range Transportation Plan (LRTP) is on-going during the LRTP Update phase of the plans and continues between Plan adoptions. A Joint Charlotte County- Punta Gorda and Sarasota/Manatee MPO Board Meeting is held annually.

A formal Interlocal Agreement with the Lee County MPO was adopted on December 13, 2013. The directors of these MPOs attend each other's TAC meetings, and a joint Charlotte County-Punta Gorda and Lee County MPO Board Meeting is held annually. Products finalized include Joint Transportation Regional Incentive Program (TRIP) Project Priority Lists.

The MPO participates in a quarterly FDOT/Charlotte County/City of Punta Gorda coordination meeting. These meetings provide the MPO additional insight, understanding, and concerns of federal, state and local planning agencies.

The MPO continues to coordinate with the Charlotte County Transit Division, the Transportation Disadvantaged Local Coordinating Board (LCB), Sarasota County Area Transit (SCAT) and Lee County's Lee-Tran to address the viability of additional transportation services in Charlotte County.

The Continuity of Operations Plan (COOP) is reviewed annually for improved effectiveness and situational and personnel changes, as required.

The planning activities of the Charlotte County-Punta Gorda MPO are consistent with Federal Planning Factors, the Florida Transportation Plan (FTP) and the Charlotte County and City of Punta Gorda Comprehensive Plans.

## **Statement of CPG Participation**

“The FDOT and the Charlotte County-Punta Gorda MPO participate in the Consolidated Planning Grant (CPG). The CPG enables FDOT, in cooperation with the MPO, FHWA, and FTA, to annually consolidate Florida's FHWA PL and FTA 5305(d) metropolitan planning fund allocations into a single grant that is administered by the FHWA Florida Division. These funds are annually apportioned to FDOT as the direct recipient and allocated to the MPO by FDOT utilizing formulas approved by the MPO, FDOT, FHWA, and FTA in accordance with 23 CFR 420.109 and 49 U.S.C. Chapter 53. The FDOT is fulfilling the CPG's required 18.07% non-federal share (match) using Transportation Development Credits as permitted by 23 CFR 120(j) and FTA C 8100.1D.”

## **“Soft Match”**

Section 120 of Title 23, U.S.C., permits a State to use certain toll revenue expenditures as a credit toward the non-Federal matching share of all programs authorized by Title 23, (with the exception of Emergency Relief Programs) and for transit programs authorized by Chapter 53 of Title 49, U.S.C. This is in essence a "soft-match" provision that allows the Federal share to be increased up to 100% to the extent credits are available. The “soft match” amount being utilized to match the FHWA PL/CPG funding in the UPWP is **18.07%** of FHWA program funds for a total of \$122,437 for FY 2023 and \$113,415 for FY 2024.

The MPO is currently working on an open PTGA, which the MPO receive 80% federal funds for FTA 5305 (d) funds and use FDOT transportation development credits (TDC) as authorized by Title 23 U.S.C. (Section 120) to satisfy the required 20-percent non-federal share (soft match). These funds are used for support services including guidance and technical assistance to the MPO staff and attendance at meetings. This will be in effect until the transition to the Consolidated Planning Grant.

## Local Planning Priorities

The needs and level of planning of the Charlotte County-Punta Gorda MPO area are reflected in this UPWP. The objectives of this UPWP are to address the planning priorities of the Charlotte County-Punta Gorda MPO area as follows:

- Provide socio-economic, educational, and technical input for the planning and development of the MPO area's transportation network
- Continue to facilitate educational opportunities for the MPO Board and its advisory committees to enhance and reinforce their understanding of transportation planning decision making and the MPO process
- Utilize, evaluate, and where possible, improve public participation and input in the transportation planning proposals and goals on a local and regional scale
- Monitor the current Transit Development Plan (TDP) and continue to gather public input and area transit needs information for the development of TDP progress reports
- Participate in the development of the Florida Strategic Intermodal System (SIS) plan
- Revalidate the Interlocal Agreements with the Sarasota/Manatee MPO and the Lee County MPO
- Develop and maintain a physical inventory of property obtained through federal funding, its maintenance and a final disposal procedure that meets FDOT and Federal Highway Administration (FHWA) regulations
- Adopt and update as required the 2050 LRTP ensuring regional coordination with neighboring MPOs
- Maintain and update the annual Transportation Improvement Program (TIP) seeking creative, supportable project priorities that meet community needs
- Continue to work towards receiving enhanced TRIP and regional project funding for the MPO

## Air Quality Planning Activities

In the 2050 LRTP Update, the MPO will adopt policies to protect existing air quality. Projected emissions are included in traffic model evaluation reports. These projections are used by the MPO and by local governments to help make road network and land use decisions. The MPO monitors all related air quality information collected in assessing transportation impacts on overall Air Quality.

## Transit Planning

Transit planning tasks are performed with funds under Titles 23 and 49, U.S.C. through the activities in Task 8: Transit and Transportation Disadvantaged Planning, as well as possible activity under a Task 8 General Planning Consultant line. The Charlotte County Transit Division's significant role in providing transportation to Charlotte County residents continues to grow and evolve to meet demand at peak times with a paratransit-only system. The long-term efforts to clarify future spending for paratransit will continue. As evidenced in the Charlotte County Transit Development Plan (TDP), *Charlotte Rides*, transit planning remains at the forefront of the MPO's efforts

to expand citizens' mobility options both within the urbanized area of the County and across County lines. The MPO works continually and cooperatively with the staff of the Charlotte County Transit Division, the Members of the Charlotte County Transportation Disadvantaged Local Coordinating Board (LCB) and representatives of adjoining County transit systems and MPOs to address current and emerging transit issues.

### **Public Participation including Title VI and Title VIII**

The MPO's first Public Participation Plan (PPP) was adopted in 1994, while the most recent updated PPP was adopted by the MPO Board on July 20, 2020. It is consistent with Florida State Rule 14-73.001 and includes the demographic data on the MPO's Evaluation/Comment Form. Preliminary data analysis and "measures of effectiveness" indicate this concept has increased the number of committee applicants and resulted in more MPO Board input on the entire selection process.

MPO staff continues to revise the informational brochure detailing the history, purpose and mission of the MPO. The brochure encourages public involvement and meeting participation. Meeting agenda packets for the MPO Board and its Committee meetings are displayed in local government offices, all County library branches and other accessible locations for review by the general public. Additionally, the MPO developed a citizens' transportation planning award in August 2009 named for a long-serving LCB and CAC member. This award was established to recognize achievement by an individual or group who through their efforts and accomplishments has made significant and noteworthy contributions to transportation planning in the area.

The MPO website is updated regularly to include current MPO, LCB and Advisory Committee meeting agendas. The website also provides direction to all MPO planning documents. The website includes a text box under the "Contact Us" tab to aid citizens visiting the MPO site to easily comment on MPO plans and documents. The website also provides information and links to the local jurisdictions and other pertinent websites.

Consistent with Federal requirements, in recent years the MPO has placed increased emphasis on public involvement. The MPO has ensured that Title VI policy is followed including outreach to the county's traditionally underserved population. The MPO's primary strategy for engaging all populations in transportation decision making is through membership on both the Citizens' Advisory Committee (CAC) and the Transportation Disadvantaged Local Coordinating Board (LCB). Additionally, the MPO has compiled a mailing list of Homeowner Associations within the County. This database is utilized whenever public involvement workshops and meetings are held. The MPO has also used specific studies and planning tools such as the Transit Development Plan (TDP), the Transportation Disadvantaged Service Plan (TDSP), and PD&E studies as a component of the public involvement process. Through the "Efficient Transportation Decision Making" (ETDM) process, the MPO incorporates public comments and ideas. For major plan updates such as the LRTP Update, Participation Workshops are held to build overall transportation planning consensus culminating in project priority ranking.

Citizens are provided opportunities to comment on all content and aspects of this UPWP. The draft UPWP is distributed to all Charlotte County libraries and the *Sun Herald*. It is also an agenda item in MPO Board, TAC, and CAC meeting packets. Additionally, the draft UPWP is sent to federal, state and local government agencies to solicit their comments. The MPO adopts the final UPWP only after all comments have been addressed and, where appropriate, integrated into the Work Program.

The final adopted UPWP is available in hard copies at the MPO offices or can be requested electronically.



## ORGANIZATION AND MANAGEMENT

The MPO Board Membership:

<u>Agency</u>	<u>Representative</u>
Charlotte County Government	Commissioner Christopher G. Constance, MD, Chairman Commissioner Stephen R. Deutsch, Vice Chair Commissioner Joseph Tiseo
City of Punta Gorda	Mayor Lynne Matthews
Charlotte County Airport Authority	Commissioner James W. Herston
 <u>Non-Voting Advisory Member</u>	
Florida Department of Transportation	District One Secretary L.K. Nandam

The Charlotte County-Punta Gorda MPO is the primary agency responsible for transportation planning in Charlotte County. The MPO Board consists of five voting members representing two local governments, the local airport authority, and one non-voting advisor from FDOT. The MPO is a legislative body with the power to develop and adopt plans, to manage priorities for the programming of improvements to the transportation system, and to program and administer federal and state planning grants.

The MPO Board appoints members to the Citizens’ Advisory Committee (CAC), composed of eleven voting citizen representatives of the general population of the community. They are chosen to provide a diverse cross section of the population, representing three geographical areas (West-County, Mid-County, and South-County). Two (2) At-Large members are also included in the membership. The Committee is governed by Bylaws and is responsible for providing the MPO and its staff with public participation in the transportation planning process.

The Bicycle Pedestrian Advisory Committee (BPAC) is appointed by the MPO Board and is composed of bicycle advocates from the South, Mid and West County geographical areas, bicycle shop owners, bicycle club members, and a Historical, Cultural and Environmental representative. This Committee provides recommendations on bicycle and pedestrian plans and projects.

The MPO Board’s Technical Advisory Committee (TAC) is composed of 13 voting members. They are technically qualified representatives of agencies responsible for maintaining, controlling, developing and improving the transportation system within the Charlotte County-Punta Gorda Urbanized Boundaries, including the City of North Port and a small portion of DeSoto County. A DeSoto County planner, a City of North Port planner and the Director of the Lee County MPO are also voting members of the TAC. Committee duties include coordination of transportation plans and programs arising from the review of all transportation technical studies and reports.

The MPO is the official planning agency to receive Transportation Disadvantaged (TD) trust funds for planning activities of the TD program in Charlotte County. The MPO staffs the Transportation Disadvantaged Local Coordinating Board (LCB), which is chaired by an elected official from the Charlotte County area.

The MPO Board directs the staff in managing MPO operations through a Director. The staff coordinates all planning projects and activities and administers all tasks to assure proper fulfillment of State and Federal requirements. The staff works with the TAC and the CAC, as well as other committees or groups dealing with transportation issues; acts as the primary local liaison to FDOT, the FHWA, and the FTA, as well as other agencies; and works with the staffs of local agencies and neighboring jurisdictions on transportation projects. The MPO has a total of six staff positions: a director, principal planner, three planners (one job share position partially filled and one full time) and an administrative services coordinator.

### AGREEMENTS

The MPO has several agreements with other public agencies to promote a 3-C  
(Comprehensive, Continuing and Cooperative) planning process:

Agreements	Agency	Date
Public Transportation Grant Agreement (PTGA) for Section 5305 (d) FTA Funds, FM# 4101141-14-31	FDOT	1/7/2022 – 12/31/2023
Staff Services Agreement/*Partnership Agreement between Budget & Administrative Services Department/Fiscal Services Division and MPO	Charlotte County	7/27/2010/*9/10/2018
Interlocal Agreement for Joint Regional Transportation Planning	Sarasota/Manatee MPO	1/22/2018
Interlocal Agreement for Joint Regional Transportation Planning	Lee County MPO	12/13/2013
Intergovernmental Coordination and Review and Public Transportation Coordination Joint Participation Agreement (ICAR)	FDOT CCAA SWFRPC CC (Transit Division)	2/22/2006, currently under revision
The State of Florida Department of Transportation Metropolitan Planning Organization Agreement	FDOT	07/1/2020 thru 06/30/2022 currently under revision
Interlocal Agreement for Creation of the MPO	FDOT City of Punta Gorda Charlotte County CCAA	2/22/2006

## OPERATIONAL PROCEDURES AND BYLAWS

The MPO is an independent, separate legal entity authorized pursuant to Florida Law. The MPO operates under a duly adopted set of bylaws. In addition to MPO Staff, support service staff of Charlotte County Government provide administrative, legal, financial, purchasing, and personnel support.

The Charlotte County-Punta Gorda Metropolitan Planning Organization (MPO) Board consists of local elected officials from County, City and Airport Authority constituencies. This Board meets a minimum of five times per year to establish transportation policies and evaluate and review transportation needs within the MPO's Urbanized Area. The MPO Board operates under a set of formal bylaws.

Additionally, the MPO has three standing Advisory Committees, these are the Technical Advisory Committee (TAC), the Citizens' Advisory Committee (CAC), and the Bicycle/Pedestrian Advisory Committee (BPAC). The TAC and CAC meet five times per year, while the BPAC meets quarterly.

The MPO is the Official Planning Agency to receive Transportation Disadvantaged (TD) Trust Funds utilized for planning activities of the TD program in urbanized areas. The MPO staffs the Charlotte County Transportation Disadvantaged Local Coordinating Board (LCB) that meets quarterly and operates under a set of formal bylaws.

The Official Records are located at the:

Charlotte County-Punta Gorda Metropolitan Planning Organization  
25550 Harbor View Road, Suite 4  
Port Charlotte, Florida 33980-2503  
Tel: (941) 883-3535 Fax: (941) 883-3534  
Website: [www.ccmpto.com](http://www.ccmpto.com)  
Email: [office@ccmpo.com](mailto:office@ccmpo.com)

All MPO records are available for public inspection during regular business hours (Monday through Friday, 8:00 a.m. to 4:00 p.m., except holidays). The Charlotte County-Punta Gorda MPO fully complies with the Public Records Laws and the Sunshine Laws of the State of Florida.

## TASK 1 ADMINISTRATION

**Purpose:** Properly manage the transportation planning process in the Charlotte County-Punta Gorda area that responds to the needs of the community. This includes the monitoring and managing of local planning tasks to ensure that the local planning process complies with all state and federal requirements utilizing consultant services as needed.

### Previous Work:

- Provided staff support and assistance to the MPO Board and its advisory committees
- Adopted the FY 2021 – FY 2022 UPWP in May 2020
- Amended the FY 2021 – FY 2022 UPWP as required
- Publicized all meeting information on MPO website, Charlotte County website and the Charlotte County local newspaper in FY 2021 – FY 2022
- Submitted monthly signed and approved Visa® credit card statements along with original receipts to Fiscal Services for final review based on monthly deadline provided to allow for Fiscal review and to meet purchasing deadlines-ongoing
- Submitted all required MPO resolutions to MPO legal counsel for review
- Awarded the “Peggy Walters” Citizen Mobility Award to a citizen who made significant contributions to transportation planning within Charlotte County – July 2021
- Updated Continuity of Operations Plan (COOP)
- Continued maintenance and uploaded all MPO required documents on MPO Web Site
- Prepared and submitted invoices per standards required by 23 C.F.R. 420.121(c) and performed in accordance with 49 C.F.R
- Completed the Joint FDOT/MPO Annual Certification reviews
- Produced board and advisory committee’s agenda packets, meeting minutes, and records of committee proceedings as scheduled
- Keep Charlotte Beautiful Calendar providing bicycle laws and safety information
- Executed General Planning Consultant Services contract with three consultants for FY 2021- 2024 as of January 2022.

**Required Activities:** MPO staff will provide the following services:

- Provide day-to-day oversight of overall agency administrative activities and staff management including graphics production, evaluation and resolution of any special issues which may arise
- Provide oversight for development and update of MPO planning document deliverables such as the LRTP, TIP, PPP, etc.
- Provide oversight for Regional Transportation Studies affecting the MPO Planning Area
- Continue to coordinate with Charlotte County Purchasing, and Fiscal Services to maintain invoices for monthly office equipment rental, utilities, office supplies & materials - Ongoing
- Approve invoices on a daily basis and submit for payment through the County’s Invoicing process - Ongoing
- Continue to process various travel arrangements and reimbursement claims according to local and State requirements for MPO staff - ongoing
- Prepare and submit payroll based on bi-weekly timesheets to Clerk Payroll within the designated deadlines - Ongoing

- Submit monthly signed and approved Visa® credit card statements along with original receipts to Fiscal Services for final review based on monthly deadline provided to allow for Fiscal review and to meet Purchasing deadlines-ongoing
- Continue to process all legal advertising to meet the required deadlines - Ongoing
- Assist local agencies and interested parties on planning increased security and safety of the transportation system, including airport, rail and transit modes (daily)
- Distribute agenda packets for all MPO Board and advisory committee meetings to members, adjacent county MPOs, local media and government sponsored information outlets as needed
- Provide orientation, training and staff support to the MPO Board and its advisory committees as needed
- Provide training and support by attending US DOT and FDOT approved training courses as available
- Prepare and submit invoices per the standards required by 23 C.F.R. 420.121(c) and performed in accordance with 49 C.F.R. (quarterly)
- Update as needed the Staff Services Agreement with Charlotte County
- Development and update of the Unified Planning Work Program (UPWP) for FY 2023 and FY 2024 by July 1, 2022, and July 1, 2023
- Participate in FDOT/Charlotte County Public Works/Punta Gorda Public Works Coordination Meetings - quarterly
- Continue maintenance on MPO Web Site (ongoing)
- Continue software update and selected peripheral equipment purchases with county IT Department and other Federal, State, and local government Planning Agencies as needed
- Seek justification from FDOT for Capital Purchases exceeding budget estimates as needed
- Procure and or replace the necessary capital equipment to maintain the same level of service as is currently available at the MPO, and security (anti-virus) software will continue to be upgraded as required by 49 CFR. as needed
- MPO Office renovations and modifications to enhance security and improve operations as needed
- Maintain financial records for an annual audit, if required
- Review and revise MPO/TAC/CAC/BPAC Bylaws to reflect the use of telephone and video teleconferencing devices and applications when health and physical emergencies preclude meeting physically as needed
- Sponsor Charlotte County safety programs in Keep Charlotte beautiful calendar - annually
- Utilize General Planning Consultant services as needed

### **End Products:**

- Develop MPO planning document deliverables as required by Federal and State Statutes
- Develop Budgets, contracts and financial records reviewed and submitted to FDOT quarterly - ongoing
- Board and advisory committee's agenda packets, meeting minutes, and records of committee proceedings as scheduled
- Training, workshop of the MPO Board, MPO Advisory Committees and MPO Staff to enhance understanding of the MPO Process and transportation decision making as needed
- Physical inventory to safeguard equipment and maintenance that meets the requirements of Federal Highway Administration (FHWA) Regulation 49 C.F.R. 18.32(d)(3) and (4) annually
- Disposal of equipment purchased with planning funds consistent with state law and FHWA Regulation 49 C.F.R. Part 18.32(e) updated as needed
- Developed UPWP for FY 2023 and FY 2024 – May 2022 and May 2023

- Annual audit report to the Federal Audit Clearinghouse Database March 2023 and March 2024, if required
- Invoices to FDOT for review following end of each quarter through June 30, 2024 - quarterly
- Updated documents to reflect the possible reapportionment of the MPO Planning area as needed
- Computer, hardware and software upgrades as needed
- Maintain office supplies to support and execute everyday business – as needed
- Financial tasks including grant reimbursements, audit reports, budget, grant reconciliations, timekeeping, inventory, invoice payment, various resolutions, travel processing, meeting/public meetings - ongoing
- MPO website updated and improved on a continuous basis
- Amendment/revision/modification of the UPWP/Section 5305 (d) as needed
- Renovation and rearrangement of MPO office for increased security and efficient operations if needed
- Revise and adopt amended MPO/TAC/CAC/BPAC Bylaws to allow utilization of meeting audio graphic or web teleconferencing methods - as needed
- Joint FDOT/MPO annual certification reviews - Annually by March 2023 and March 2024
- Keep Charlotte Beautiful safety programs calendar sponsorship – July 2023 and July 2024
- Three signed GPC contracts

**Responsible Agency:** Charlotte County-Punta Gorda MPO

<b>Funding Sources:</b>	Year 1 - FY 2023	FHWA (PL) <u>\$ 352,462</u>
		<b>TOTAL \$ 352,462</b>
	Year 2 – FY 2024	FHWA (PL) <u>\$323,313</u>
		<b>TOTAL \$323,313</b>



## TASK 2 DATA COLLECTION, ANALYSIS AND MAPPING

### Purpose:

- Monitor and map area travel characteristics and impacting factors such as socio-economic and land use data, transportation system data, and natural, physical, and human environment information
- Continue participation and training in facilitating the Efficient Transportation Decision Making (ETDM) process
- Continue participation and training in Cube Voyager modeling software and Model Task Force Meetings
- Continue training as the modeling software transition from Cube Voyager to Visum software.
- Collaborate with FDOT District One to choose a PTV Visum software platform and develop a schedule for model conversions from Cube Voyager
- Executed General Planning Consultant Services contract with three consultants for FY 2021- 2024 as of Jan 2022

### Previous Work:

- Continued coordination with Florida Department of Transportation (FDOT) in the implementation of the ETDM process through analysis of work projects in FY 2019/2020 and FY 2020/2021
- Analyzed accident and congestion data for the safety management system, and participated with the Community Traffic Safety Team (CTST) to identify and propose projects for safety and enhancement funds
- Analyzed traffic data using Cartography Asset Management System (CAMS) and organize crash data for implementing the Congestion Management Process (CMP) to prioritize transportation projects
- Updated Cube Voyager modeling software for use in regional Transportation Model
- Utilized 2010 DIRPM for transportation analysis.
- Utilized 2015 D1RPM for transportation analysis and providing Traffic volumes data to member entities.
- Validated Socio-economic data completed in November 2019
- Validated 2015 District One Regional Planning Model (DIRPM) completed in January 2020.
- Attended webinars and training related to download, install and familiar to PTV Visum modeling software
- Analyzed, downloaded, and modified Signal Four crash data reports for presentations at the Board and committee meetings

### Required Activities:

- Utilize the Travel Demand Model for analysis of existing network and to develop alternative planning scenarios with Cube Voyager as needed
- Utilize the General Planning Consultant services as needed in the development of socio-economic data for development of 2050 travel demand model
- Update 2015 travel demand model data to 2020 base line data for the development socio economic data.
- Update 2020 validated base year model data to 2050 Future year socio economic data.



- Utilize 2015 District One Regional Planning Model (D1RPM) for regional transportation modeling as needed.
- Utilize 2020 District One Regional Planning Model (D1RPM) for regional transportation modeling as needed.
- Update data efforts relating to public transportation and multimodal considerations to be done in support of and in conjunction with Task #8 as needed
- Collect primary and secondary data for analysis including the Census Bureau, Bureau of Economic and Business Research (BEBR), County and City Geographic Information Systems (GIS), County and City Public Works Departments, County and City Community Development Departments, Southwest Florida Regional Planning Council (SWFRPC), Sheriff and Police Departments and State agencies to update the travel demand model as needed.
- Continue to update maps of multimodal facilities, crash data and traffic volumes
- Continue to analyze accident and congestion data for the safety management system, and participate with the Community Traffic Safety Team (CTST) to identify and propose projects for safety and enhancement funds (quarterly)
- Continue to enhance the integration and connectivity of the regional transportation system through increased data collection and analysis, including map enhancement as needed
- Continue to identify and catalog information to be placed in a central database for use in the Efficient Transportation Decision Making (ETDM) process, as well as public transportation and multi-modal considerations, including ITS as needed
- Utilize General Planning Consultant services as needed.
- Continue to use Signal Four data for analysis.
- Continue participation in PTV Visum software updates and training activities
- Participation at trainings, conferences including MPOAC and Model Task Force meetings.

### **End Products:**

- Cube Voyager and PTV Visum transportation model scenarios as required throughout FY 2022 and FY 2023 target completion September 2023
- Prioritize lists of projects addressing congestion management in 2022 and 2023, target completion July 2022 and July 2023
- Provide input into bi-monthly Community Traffic Safety Team (CTST) meetings (quarterly) - Ongoing
- Review of databases to assist in prioritizing safety, highway, congestion management, and enhancement related projects throughout 2022 and 2023 snapshot adoption date – October 2025 (Ongoing)
- Refine and enhance GIS data for MPO plans and projects programs throughout FY 2022 and FY 2023 – snapshot adoption date – October 2025 (Ongoing)
- Three signed GPC contracts
- Familiarity with the new PTV modeling software and other model related activities
- Validated 2020 base year socio economic data
- Validated 2050 Future year socio economic data.
- Completion of mapping crashes, traffic volumes, multimodal network features, and other needs as determined

<b>Responsible Agency:</b>	Charlotte County-Punta Gorda MPO		
<b>Funding Sources:</b>	Year 1 – FY 2023	FHWA (PL)	<u>\$ 53,360</u>
		<b>TOTAL</b>	<b>\$ 53,360</b>
	Year 2 – FY 2024	FHWA (PL)	<u>\$50,359</u>
		<b>TOTAL</b>	<b>\$50,359</b>



## TASK 3 - PUBLIC PARTICIPATION PLAN

### Purpose:

- To provide opportunities for public participation in the MPO Process consistent with Federal and State requirements.

### Previous Work:

- Prepared MPO Public Participation Plan (PPP) Annual Evaluation/Summary for calendar years 2018 and 2019- did we do this for 2020- I don't recall doing this for 2021
- Revised PPP Plan and Title VI Program ongoing
- Initiated and coordinated with CC-TV 20 production staff the script, development and video recording of selected MPO, CAC, BPAC, LCB and the Punta Gorda Airport leading to the completion of an MPO/2045 LRTP information video. This video was shown at all the workshops, MPO Committee and Board meetings and on CC-TV 20.
- Prepared outline and content for 2045 LRTP Public Participation Survey in 2019
- Aided in preparation of 2045 LRTP Workshop materials including "Route to 2045" branded brochure
- Conducted public workshops in February and June 2020 in support of the 2045 LRTP Needs Plan and Cost Feasible Plan
- The MPO revised, compiled and analyzed data received from the MPO's Evaluation/Comment survey. This survey was conducted as a part of the February and June 2020 workshops held to solicit public opinion and comment on the 2045 LRTP
- Awarded the Citizens Transportation Mobility Award in 2020 and 2021. The award is now in its 12<sup>th</sup> year
- Quarterly updates and revisions to the MPO informational brochure.
- Throughout FY 2020/2021 and FY 2021/2022 MPO staff attended meetings at civic and non-profit organizations to discuss the MPO planning process, public involvement opportunities, and future planning ideas and options.
- Active participation in Association of Metropolitan Planning Organizations (AMPO) FHWA, USDOT and FDOT public participation-based webinars and local training programs
- Active discourse and discussion with other Florida MPOs concerning effective public involvement techniques and programs
- Continued content improvement and as needed revisions to the MPO Orientation Manual; with attendant preparation for an orientation meeting for new MPO Board and Advisory Committee members

### Required Activities:

- Annual review and update of the PPP as needed
- Provide public participation opportunities for all MPO related transportation plans, hearings, workshops and events as needed
- Solicit citizen volunteers for the MPO Advisory Committee

- Provide timely notification to the public of all MPO related meetings, hearings, workshops, special and joint meetings, and plan reviews by all forms of informational media including electronic, print, audio, and video as needed
- Prepare MPO Public Participation Plan for the 2050 Long Range Transportation Plan
- Continue to respond to citizen, agency and media queries on all MPO related topics and plans as needed
- Continue to attend civic, non-profit, professional and business group meetings and forums when available
- Continue to review and improve the MPO website. Website improvements include ADA compliance and 2050 LRTP additions as needed
- Continue to solicit nominees and award a Citizens Transportation Mobility Award in 2020 and 2021
- Continue to implement creative electronic, print or visual techniques and methods to provide citizens with information (ongoing)
- Continual review and update of the MPO informational brochure on a quarterly basis
- Continue to solicit citizen input on methods to improve roadway safety and, potential bicycle and pedestrian improvements (ongoing)
- Continue to develop relationships with traditionally underserved populations (Environmental Justice-EJ targets). MPO has worked with FHWA and FDOT staff to review and solicit comments on the EJ and Socio-cultural aspects of the developing 2050 LRTP (ongoing)
- Continue to work with MPO Advisory Committee members in developing their roles as MPO information conduits to their constituents, clients and friends (ongoing)
- Utilize a General Planning Consultant services as needed
- Utilize the MPO website for improved public outreach and participation as needed
- Prepare an MPO Evaluation/Comment Survey, disseminate at all MPO public participation events (live and virtual) and compile survey responses

**End Products**

- Inclusion of all public surveys, interactive mapping tools, verbal and written public comment and opinion in the MPO process and all planning documents
- Public participation workshops and public involvement events in support of the 2050 Long Range Transportation Plan
- Annual Public Participation Summary and Evaluation Report in FY 2021 and FY 2022
- MPO brochure, the MPO website, and potential future technological improvements as they relate to improved public involvement as needed
- Citizen Transportation Mobility Award July 2021 and July 2022
- Public Participation Plan (PPP) amendment/revisions as needed
- 2050 LRTP with all requisite public participation opportunities and guidelines met
- Citizen volunteers for various MPO Advisory Committees
- Evaluation/Comment Survey for all public involvement events, including participant demographic and meeting logistic/venue responses

<b>Responsible Agency:</b>	Charlotte County-Punta Gorda MPO		
<b>Funding Sources:</b>	Year 1 – FY 2023	FHWA (PL)	<u>\$ 16,000</u>
		<b>TOTAL</b>	<b>\$ 16,000</b>
	Year 2 – FY 2024	FHWA (PL)	<u>\$15,000</u>
		<b>TOTAL</b>	<b>\$15,000</b>



## TASK 4 LONG RANGE TRANSPORTATION PLANNING (LRTP)

### Purpose:

- Apply Florida Standard Urban Transportation Model Structure (FSUTMS) for the management system projects
- Continue participating in the statewide Model Task Force technical meetings leading to conversion of FSUTMS from Cube Voyager to the new Statewide PTV Visum model software
- Routinely evaluate and update the MPO's 2045 Long Range Transportation Plan as needed
- Implement MPO's Long Range Transportation Plan Amendment Procedures as needed
- Utilize 2021-2024 General Planning Consultant services as needed
- Participation in the development of D1RPM update for 2050 LRTP.
- Development of 2050 Long Range Transportation Plan (LRTP) Update with adoption date on - October 5<sup>th</sup>, 2025.
- Executed General Planning Consultant Services contract with three consultants for FY 2021- 2024 as of Jan 2022.

### Previous Work:

- Adopted 2040 Long Range Transportation Plan (LRTP) Update October 2015
- Endorsed Model Validation (Spring 2015)
- Endorsed Goals, Objectives and Socio-Economic Data for 2045 LRTP
- Hazard Mitigation planning element documentation included in the 2040 LRTP Update
- Adopted FDOT District One Regional Planning Model (D1RPM)
- Adopted 2045 LRTP Socio-Economic Data and endorsed 2015 Model Validation Data
- Refined 2045 Socio-Economics Data control totals completed in December 2019
- Refined 2045 D1RPM Model March 2020
- Validated 2015 District One Regional Planning Model (DIRPM) – November 2020
- Three signed GPC contracts.
- Amendments to the 2045 LRTP as needed
- Adopt 2045 LRTP - October 2020.
- Updated 2045 computerized transportation planning model (FSUTMS) for traffic impact and alternative analysis.
- Adopted 2020 FDOTs Vision Zero safety performance targets.

### Required Activities:

- Incorporate the 2020 Validated Network and Socio-Economic Data into the FSUTMS models
- Utilize 2050 D1RPM for traffic impact and alternative analysis as needed
- Continue to attend training courses on FSUTMS, Cube and transition from Cube to PTV Visum when available

- Incorporate the Federal Requirements regarding Congestion Management Process as needed
- Analyze and implement Year of Expenditure (YOE) and Present-Day Costs (PDC) as needed
- Include analysis from Autonomous, Connected Electric, and Shared (ACES) vehicle research provided by FDOT
- Utilize the guidelines in 2016 Florida Strategic Highway Safety Plan (SHSP) to focus on accomplishing the vision of eliminating fatalities and reducing serious injuries on all public roads
- Incorporate federally required safety performance targets for the 2021 and 2022.
- Utilize the FDOTs safety- related performance measures targets and report progress for all five performance measures targets
- Continue to support FDOT statewide Highway Safety Improvement Program (HSIP) interim safety performance measures and FDOT’s 2020 safety targets, which set the target at “0” for each performance measure
- Establish performance-based planning in accordance with the Moving Ahead for Progress in the 21<sup>st</sup> Century (MAP-21) Federal Transportation Act/Fixing America’s Surface Transportation (FAST) Act
- Utilize the FDOT District One model for analysis of the existing network as needed
- Coordinate the FDOT District One Consultant to update and validate the 2015 DIRPM model as needed
- Adopt 2050 LRTP by October 3, 2025
- Adopt 2050 Goals and Objectives, Needs Plan and Cost Feasible Plan
- Utilize General Planning Consultant services. - (See Appendix H)

**End Products:**

- Inclusion of the ETDM process into the overall planning process (Ongoing)
- Refine 2045 LRTP with updated Transportation Performance Measures October 2020
- Refine 2045 LRTP with updated Autonomous, Connected Electric, and Shared (ACES) – October 2020
- Executed General Planning Consultant Services contract with three consultants for FY 2021- 2024 as of Jan 2022.
- Adopted 2050 LRTP
- Adopted 2050 Goals and Objectives, Needs Plan and Cost Feasible Plan
- 2050 travel demand model.
- Federal Safety Performance targets.

**Responsible Agency:** Charlotte County-Punta Gorda MPO

<b>Funding Sources:</b>	Year 1 - FY 2023	FHWA (PL)	<u>\$48,900</u>
		<b>TOTAL</b>	<b>\$48,900</b>
	Year 2 - FY 2024	FHWA (PL)	<u>\$44,900</u>
		<b>TOTAL</b>	<b>\$44,900</b>





## TASK 5 TRANSPORTATION IMPROVEMENT PROGRAM (TIP)

**Purpose:** Develop Transportation Improvement Programs (TIP) for FY 2021/2022 and 2022/2023 that identifies all federal, state and locally funded transportation improvements.

### Previous Work:

- Adopted the FY 2019/2020 – FY 2023/2024 TIP in cooperation with FDOT and local government agencies in May 2019
- Adopted the FY 2020/2021 – FY 2024/2025 TIP in cooperation with FDOT and local government agencies in May 2020
- Adopted the FY 2021/2022 – FY 2025/2026 TIP in cooperation with FDOT and local government agencies in May 2021
- Coordinated regional highway, transportation alternatives, Transportation Regional Incentive Program (TRIP) and congestion management transportation project priorities in May 2019 and May 2020
- Reviewed FDOT Draft Tentative Work Program for FY 2020/2021 through FY 2024/2025
- Coordinated with the City of Punta Gorda and Charlotte County to incorporate Capital Improvements Program into adopted TIPs.
- Adopted FDOTs statewide Highway Safety Improvement Program (HSIP) interim safety performance measures and FDOT’s 2018 safety targets as MPOs vision zero targets.
- FY 2021/2022 through 2025/2026 Transportation Improvement Programs (TIP) adopted by May 2021
- 

### Required Activities:

- Coordinate input from the City of Punta Gorda, Charlotte County and the Charlotte County Airport Authority (CCAA) for establishing project priorities (annually)
- Review project priorities with FDOT, TAC, CAC and BPAC while obtaining public input and ideas through the Committee process (annually)
- Ensure project priorities are in accordance with the Long-Range Transportation Plan (LRTP) Updates as needed
- Ensure that documentation on project priority methodology is included within the Transportation Improvement Program (TIP) (annually)
- Establish performance-based planning in accordance with the Moving Ahead for Progress in the 21<sup>st</sup> Century (MAP-21) Federal Transportation Act
- Coordinate TIP Amendments with FDOT, the City of Punta Gorda and Charlotte County, as required
- Review recommended TIP Amendments with FDOT, TAC, CAC and BPAC while obtaining public input through the Committee process as needed.
- Coordinate with Charlotte County and City of Punta Gorda in developing 2022 and 2023 Project Priorities
- Ensure all amendments are in accordance with the adopted LRTP Update as needed
- Review the FDOT Draft Tentative Work Programs with FDOT, TAC, CAC and BPAC (annually)
- Assist FDOT in implementing its Adopted Work Program by notifying sponsors whose projects have moved into the first year of the MPO TIP (annually)

- Coordinate with Sarasota/Manatee MPO to identify regional projects in TIP
- Coordinate with Sarasota/Manatee and Lee County MPOs in establishing Transportation Regional Incentive Program (TRIP) and Regional Transportation Alternative project priorities, as required
- Implement the MPO’s Congestion Management Process (CMP) incorporated in the 20500 LRTP Update as needed
- Maintain the Congestion Management System (CMS) per Federal transportation legislation, FDOT and local agency requirements (annually)
- Utilize the guidelines in 2016 Florida Strategic Highway Safety Plan (SHSP) to focus on accomplishing the vision of eliminating fatalities and reducing serious injuries on all public roads
- Utilize the FDOTs safety- related performance measures targets and report progress for all five performance measures targets
- Continue to support FDOT statewide Highway Safety Improvement Program (HSIP) interim safety performance measures and FDOT’s 2020 safety targets, which set the target at “0” for each performance measure
- Utilize a General Planning Consultant services as needed

**End Products:**

- FY 2022/2023 through 2026/2027 Transportation Improvement Programs (TIP) adopted by May 2022
- FY 2023/2024 through 2027/2028 Transportation Improvement Programs (TIP) adopted by May 2023
- Project Priorities Lists for FY 2022/2023 and FY 2023/2024 in May 2022 and May 2023 respectively
- FDOT Tentative Work Programs for FY 2022/2027 and FY 2023/2028 to be reviewed by MPO Board by December 2021 and December 2022 respectively
- Amendments to the Transportation Improvement Program (TIP) as needed
- Performance based planning incorporated in TIP in accordance with the Moving Ahead for Progress in the 21<sup>st</sup> Century (MAP-21) Federal Transportation Act/Fixing America’s Surface Transportation (FAST) Act adopted by May 2021 and May 2022 respectively
- Update FDOT performance measures and safety targets in FY 2022/2023 through 2026/2027 TIP and FY 2023/2024 through 2027/2028 TIP adopted by May 2022 and May 2023 respectively

**Responsible Agency:** Charlotte County-Punta Gorda MPO

<b>Funding Sources:</b>	Year 1 – FY 2023	FHWA (PL)	\$ <u>34,780</u>
		<b>TOTAL</b>	<b>\$ 34,780</b>
	Year 2 – FY 2024	FHWA (PL)	\$ <u>33,780</u>
		<b>TOTAL</b>	<b>\$33,780</b>



## TASK 6      SPECIAL PROJECT PLANNING

**Purpose:** Complete various recurring and non-recurring planning projects

**Previous Work:**

- Supported and provided input for funding the City of Punta Gorda and Charlotte County projects in December 2018 and 2019
- Participated in the Efficient Transportation Decision Making (ETDM) process in the MPO's overall planning process
- Participated in Traffic Incident Management (TIM) Team for Charlotte, Sarasota, Manatee, Collier and Lee Counties
- Monitored activity of the Continuing Florida Aviation System Planning Process (CFASPP)
- Attended when possible, Charlotte County Airport Authority (CCAA) meetings
- Attended when possible, City Council of Punta Gorda meetings
- Worked with Charlotte County with the development of a Bicycle/Pedestrian Master Plan
- Coordinated the MPO Bicycle/Pedestrian Committee
- Developed a Charlotte County Bicycle/Pedestrian map for 2019
- Coordinated and distributed Charlotte County Bicycle/Pedestrian Map with local Bicycle shop owners, Visitor Information Center and Chambers of Commerce throughout Charlotte County
- Provided letters of support for the Community Redevelopment Agencies (CRAs) of Charlotte County grant applications
- Assisted Charlotte County Division of Parks and Recreation in submitting a SUN Trail grant application
- Organized and participated on the Community Traffic Safety Team (CTST) Assisted in the participation, discussion and approval of the SUN Trail Feasibility Study at the BPAC, CAC, TAC and MPO Board meetings
- Coordinated with the FDOT in the additions of North Jones Loop Road from I-75 to Piper Rd and Piper Rd from North Jones Loop to US 17 as NHS projects
- Supported the Charlotte County Airport Authority, an emerging SIS facility

**Required Activities:**

- Represent the MPO at by-monthly TIM Team and CTST meetings
- Review roadway design plans and proposed developments for appropriate incorporation of bicycle and pedestrian improvements as needed
- Continue to lead the coordination effort for Charlotte County and the City of Punta Gorda for review and updating of Bicycle/Pedestrian Master Plans
- Work with Government agencies, citizens' groups involved in alternate transportation projects
- Coordinate Safe Routes to Schools (SRTS) initiatives
- Coordinate with the Florida Office of Greenways and Trails and regional organizations for SUN Trail and opportunity trail projects
- Update and produce a Charlotte County Bicycle/Pedestrian map for 2022
- Continued support of the CRAs of Charlotte County (ongoing)
- Continue to coordinate the MPO Bicycle/Pedestrian Committee (quarterly)

- Utilize a General Planning Consultant services as needed
- Coordination with Charlotte County Utilities Department regarding planned transportation projects.
- Executed General Planning Consultant Services contract with three consultants for FY 2021- 2024 as of Jan 2022.

**End Products:**

- 2022 Bicycle- Pedestrian map
- Sidewalk and bikeways shapefiles database update, as needed
- Charlotte County Bicycle/Pedestrian map update, as needed
- Florida Greenways and Trails system map update, as needed
- ETDM review of designated projects, as needed
- Florida’s SIS System Plan inputs, as needed
- Traffic Incident management (TIM) Team participation, (quarterly)
- DRI reviews of proposed large developments, as needed
- CTST coordination and participation (by-monthly)
- BPAC coordination and participation (quarterly)
- Three signed GPC contracts

**Responsible Agency:** Charlotte County- Punta Gorda MPO/Charlotte County Government

<b>Funding Sources:</b>	Year 1 – FY 2023	FHWA (PL)	<u>\$ 36,130</u>
		<b>TOTAL</b>	<b>\$ 36,130</b>
	Year 2 – FY 20224	FHWA (PL)	<u>\$34,376</u>
		<b>TOTAL</b>	<b>\$34,376</b>



## TASK 7 REGIONAL PLANNING AND COORDINATION

**Purpose:** This task provides for coordinated planning efforts between regional entities, i.e., other MPOs, Transportation Planning Organizations (TPOs), and regional transportation planning agencies.

### Previous Work:

- Joint MPO Board meetings with Lee County and Sarasota/Manatee MPOs
- Coordinated with the Lee County MPO to attend each other's respective TAC meetings
- Adopted the Interlocal Agreement for Joint Regional Transportation Planning and Coordination with Lee County MPO
- Adopted the Revised Interlocal Agreement for Joint Regional Transportation Planning and Coordination with Sarasota/Manatee MPO January 2018
- Coordinated with Lee County MPO on the development of transportation system serving Babcock Ranch
- Continued coordination with the Lee County MPO on proposed improvements along the Burnt Store Road Corridor
- Participated in the Coordinated Urban Transportation Studies (CUTS) Committee of FDOT District One MPOs on a quarterly basis
- Negotiated the Joint Regional Project Priority list developed with the Sarasota/Manatee MPO
- Discussed improvements to Englewood Interstate Corridor and improved access to I-75 with Sarasota/Manatee MPO
- Participated in the Statewide Metropolitan Planning Organization Advisory Council (MPOAC) on a quarterly basis
- Participated in Florida Metropolitan Planning Partnership Statewide Collaboration Meeting, November 2019
- Participated with Tampa Bay Area Regional Transportation Authority (TBARTA) in the organization of the Southwest Coastal Regional Trail initiative
- Served on the MPOAC Freight Committee.
- Attended Lee BPAC meetings when possible.

### Required Activities:

- Continue the procedures identified in the Joint Regional Transportation Planning and Coordination Interlocal Agreements with Sarasota/Manatee MPO and Lee County MPO (ongoing)
- Continue to execute procedures identified in the adopted MPO Public Participation Plan for regional issues, as needed
- Continue to coordinate with Lee County and the Southwest Florida Regional Planning Council (SWFRPC) on providing input and analysis for the Development of Regional Impact (DRI) (ongoing)
- Continue to coordinate with Sarasota/Manatee and Lee County MPOs in setting Regional Project Priorities (annually)
- Continue to coordinate with Sarasota/Manatee and Lee County MPOs to enhance the integration and connectivity of the transportation system (ongoing)



- Support and participate in the CUTS Committee of FDOT District One MPOs (quarterly)
- Participation in the Statewide Metropolitan Planning Organization Advisory Council (MPOAC) and associated subcommittees (quarterly)
- Participation in FDOT/City/County Coordination Meetings, (quarterly)
- Participate in Florida Metropolitan Planning Partnership Statewide Collaboration Meeting, (annually)
- Prepare the MPO annual Certification responses for FDOT
- Utilize a General Planning Consultant services as needed.
- Attend TAC and BPAC meetings of the Lee County MPO and the Sarasota/Manatee MPO when possible.

**End Products:**

- Joint Regional MPO Board Meetings (annually)
- Assessments of the effectiveness of all regional public involvement techniques for additions and improvements as needed
- Coordination efforts with Sarasota/Manatee, Lee, Collier MPOs and Heartland TPO (ongoing)
- Update Regional Roadways Network through coordination with Sarasota/Manatee and Lee County MPOs, as required
- Participation in the Coordinated Urban Transportation Studies (CUTS) of FDOT District One MPOs (quarterly)
- Participation in the Statewide Metropolitan Planning Organization Advisory Council (MPOAC) (quarterly)
- Participation in FDOT/City/County Coordination Meetings, (quarterly)
- Participation in Florida Metropolitan Planning Partnership Statewide Collaboration Meeting, (annually)
- MPO annual Certification (annually)
- Participation in Lee County TAC and BPAC meetings of the Lee County MPO and the Sarasota/Manatee MPO.

**Responsible Agency:** Charlotte County-Punta Gorda MPO

<b>Funding Sources:</b>	Year 1 – FY 2023	FHWA (PL)	<u>\$ 13,500</u>
		<b>TOTAL</b>	<b>\$13,500</b>
	Year 2 – FY 2024	FHWA (PL)	<u>\$12,500</u>
		<b>TOTAL</b>	<b>\$12,500</b>



## TASK 8 TRANSIT & TRANSPORTATION DISADVANTAGED (TD) PLANNING

**Purpose:** Support existing transit programs and assist in implementing recommendations of the Transit Development Plan (TDP) and the Transportation Disadvantaged Service Plan (TDSP), as well as utilize staff /consultant services in the development of the 2050 Long Range Transportation Plan (LRTP).

### Previous Work:

- Assisted with annual progress reports for the *Charlotte Rides* 2019 Transit Development Plan (TDP) (utilizing only the County's FTA Section 5307 funds)
- Execute FTA 5305 (d) FFY 2020-2021 Public Transit Grant Agreement (PGTA)
- Staffing of the Charlotte County Transportation Disadvantaged Local Coordinating Board (LCB) quarterly
- Completion of the annual Community Transportation Coordinator (CTC) evaluation in May 2022
- Training of LCB membership in January 2022
- Attendance at the annual Commission for the Transportation Disadvantaged (CTD) state training and technology conference
- Assistance with Charlotte Transit marketing and planning/driver recruitment strategy
- Adopted new TDSP in September 2021 and amended it in May 2022
- Provided support and assistance to Sarasota County Area Transit (SCAT) and Charlotte County Transit in improving transit opportunities for the North Port and Englewood areas
- Assisted with the LCB's annual evaluation of the CTC in May 2022
- Appointment of Charlotte County Board of County Commissioner (BCC) to continue as the Community Transportation Coordinator (CTC) for Charlotte County in April 2021 for next five-year period
- Developed LCB Bylaws – September 2021
- Developed LCB Grievance Procedures – November 2021

### Required Activities:

- Assist with a marketing plan for Charlotte County Transit, as well as FTA Section 5310 and 5311 programs (ongoing)
- Coordinate with the LCB in planning for TD services with the cooperation of the CTC, including the planning and review of transit operations (ongoing)
- Advise on improved security, safety and accessibility issues with the Charlotte County Transit Division (ongoing)
- Coordinate and assist in modifying regional transit routes with Sarasota, DeSoto and Lee Counties (ongoing)
- Update the Transportation Disadvantaged Service Plan (TDSP)/Coordinated Public Transit — Human Services Transportation Plan (CPT-HSTP) in May 2023 in cooperation with Charlotte County Transit Division
- Execute FTA Section 5305 (d) FFY 2022 Public Transit Grant Agreement (PTGA)
- Execute FTA Section 5305 (d) Consolidated Planning Grant (CPG) FFY 2023 - 2024
- Utilize General Planning Consultant services as needed i.e., 2050 Long Range Transportation Plan (LRTP) or any other transit-related studies (See Appendix H)
- Establish performance-based planning in accordance with the Moving Ahead for Progress in the 21<sup>st</sup> Century (MAP-21) Federal Transportation Act/Fixing America's Surface Transportation (FAST) and subsequent federal transportation

- Assist Charlotte County Transit with the current annual progress report and the 2024 Transit Development Plan
- Conducting a new CTC evaluation – May 2023
- Review Charlotte County Transit Public Transportation Agency Safety Plan (PTASP) as needed
- Review Charlotte County Transit Asset Management (TAM) targets as needed
- Develop LCB Bylaws – September 2022 and September 2023
- Develop LCB Grievance Procedures – November 2022 and November 2023

**End Products:**

- FFY 2023 and FFY 2024 Section 5305 (d) Transit Planning Grant Applications submitted – Annually
- FTA Section 5305 (d) FFY 2022 Public Transit Grant Agreement (PTGA)
- FTA Section 5305 (d) Consolidated Planning Grant (CPG) FFY 2023 - 2024
- Attendance at USDOT, FDOT and Florida Commission for the Transportation Disadvantaged (CTD) approved training courses, and the procurement of educational materials as provided
- CTC Evaluation May 2023 and May 2024
- TDSP/CPT-HSTP Annual Updates in May 2023 and May 2024
- Charlotte County Annual Progress Report for the TDP by September 2022 and September 2023
- LCB Bylaws – September 2022 and September 2023
- LCB Grievance Procedures – November 2022 and November 2023
- Other special transportation planning studies, as needed

**Responsible Agency:** Charlotte County-Punta Gorda MPO

<b>Funding Sources:</b>	Year 1 – FFY 2022	PTGA-FTA Section 5305 (d) (FM # 410114-1-14-31)	\$72,329
	Year 1 -FY 2023	FHWA (PL)	\$73,735
	Year 1 – FY 2023	FTA Section 5307(County)	\$39,418
	Year 1 – FY 2023	TD Planning Grant	<u>\$23,842</u>
		<b>TOTAL</b>	<b>\$209,324</b>
	Year 2 –FY 2024	FHWA (PL)	\$73,735
	Year 2 – FY 2024	FTA Section 5307 (County)	\$240,000
	Year 2 – FY 2024	TD Planning Grant	<u>\$23,842</u>
		<b>TOTAL</b>	<b>\$337,577</b>



## TASK 9 AGENCY EXPENDITURES USING LOCAL FUNDS

**Purpose:** To facilitate activities and informational discussions to educate and advocate relevant legislative positions to federal, state, and local officials on issues that impact the operation and function of the MPO. The MPO revised this task to include local fund expenditures for items that are not reimbursable from state and federal grant sources or used as a local match.

**Required Activities:**

- Monitor all Legislative Delegation meetings that could impact the MPO process or its overall mission.
- Coordinate with the Metropolitan Planning Organization Advisory Council (MPOAC) on statewide legislative issues affecting the MPO.
- Meet and discuss MPO relevant legislative issues with members of State, Federal, and local officials and local organizational entities and associations.
- Provide information and facts for the development of MPO Legislative positions.
- Provide refreshments at meetings to maximize productivity for Joint Regional MPO Meetings
- Award The Peggy Walters Citizens Transportation Planning Award.
- Reimburse staff for Class C related travel that is not covered by State and Federal regulations

**End Products:**

- 2023 Legislative Position Statements prepared in December 2023
- 2024 Legislative Position Statements prepared in December 2024
- Attendance at state and local legislative sessions on MPO related issues, as needed
- Provide refreshments at meetings to maximize productivity for Joint Regional MPO Meetings
- Non-reimbursable expenses covered over the years by the County i.e., award plaques, meeting refreshments, operating expenses, other planning /transit activities, membership fees, Class C Meals, salaries and benefits

**Responsible Agency:** Charlotte County-Punta Gorda MPO

<b>Funding Sources:</b>	Year 1 – FY 2023	<b>*LOCAL FUNDS</b>	<u>\$12,717</u>
		<b>TOTAL</b>	<b>\$12,717</b>
	Year 2 – FY 2024	<b>*LOCAL FUNDS</b>	<u>\$12,717</u>
		<b>TOTAL</b>	<b>\$12,717</b>

\*No appropriated federal funds are used to influence or lobby, any member of Congress or their employees in connection with the awarding of contracts, grants, loans, agreements or their extension, renewal, modification or continuation.



Contract	Funding Source	Source Level	2022/2023	2023/2024	FY 2022/2023 Funding Source				FY 2023/2024 Funding Source			
					Soft Match	Federal	State	Local	Soft Match	Federal	State	Local
G1Y06	CTD	State	\$ 23,842	\$ 23,842	\$ -	\$ -	\$ 23,842	\$ -	\$ -	\$ -	\$ 23,842	\$ -
		<b>CTD G1Y06 TOTAL</b>	<b>\$ 23,842</b>	<b>\$ 23,842</b>	<b>\$ -</b>	<b>\$ -</b>	<b>\$ 23,842</b>	<b>\$ -</b>	<b>\$ -</b>	<b>\$ -</b>	<b>\$ 23,842</b>	<b>\$ -</b>
G2446	FFY 21 FTA 5305(d)	Federal	\$ 72,329	\$ -	\$ 18,082	\$ 72,329	\$ -	\$ -	\$ -	\$ -	\$ -	\$ -
		<b>FFY 21 FTA 5305(d) G2446 TOTAL</b>	<b>\$ 72,329</b>	<b>\$ -</b>	<b>\$ 18,082</b>	<b>\$ 72,329</b>	<b>\$ -</b>	<b>\$ -</b>	<b>\$ -</b>	<b>\$ -</b>	<b>\$ -</b>	<b>\$ -</b>
G1234	FHWA	PL	\$ 555,132	\$ 514,228	\$ 122,437	\$ 555,132	\$ -	\$ -	\$ 113,415	\$ 514,228	\$ -	\$ -
		<b>FHWA G1234 TOTAL</b>	<b>\$ 555,132</b>	<b>\$ 514,228</b>	<b>\$ 122,437</b>	<b>\$ 555,132</b>	<b>\$ -</b>	<b>\$ -</b>	<b>\$ 113,415</b>	<b>\$ 514,228</b>	<b>\$ -</b>	<b>\$ -</b>
G1234	FTA 5305(d)	Federal	\$ 73,735	\$ 73,735	\$ -	\$ 73,735	\$ -	\$ -	\$ -	\$ 73,735	\$ -	\$ -
		<b>FTA 5305(d) G1234 TOTAL</b>	<b>\$ 73,735</b>	<b>\$ 73,735</b>	<b>\$ -</b>	<b>\$ 73,735</b>	<b>\$ -</b>	<b>\$ -</b>	<b>\$ -</b>	<b>\$ 73,735</b>	<b>\$ -</b>	<b>\$ -</b>
	FTA 5307	Federal	\$ 39,418	\$ 240,000	\$ -	\$ 39,418	\$ -	\$ -	\$ -	\$ 240,000	\$ -	\$ -
		<b>FTA 5307 TOTAL</b>	<b>\$ 39,418</b>	<b>\$ 240,000</b>	<b>\$ -</b>	<b>\$ 39,418</b>	<b>\$ -</b>	<b>\$ -</b>	<b>\$ -</b>	<b>\$ 240,000</b>	<b>\$ -</b>	<b>\$ -</b>
	Local	Local	\$ 12,717	\$ 12,717	\$ -	\$ -	\$ -	\$ 12,717	\$ -	\$ -	\$ -	\$ 12,717
		<b>Local TOTAL</b>	<b>\$ 12,717</b>	<b>\$ 12,717</b>	<b>\$ -</b>	<b>\$ -</b>	<b>\$ -</b>	<b>\$ 12,717</b>	<b>\$ -</b>	<b>\$ -</b>	<b>\$ -</b>	<b>\$ 12,717</b>
<b>TOTAL</b>			<b>\$ 777,173</b>	<b>\$ 864,522</b>	<b>\$ 140,519</b>	<b>\$ 740,614</b>	<b>\$ 23,842</b>	<b>\$ 12,717</b>	<b>\$ 113,415</b>	<b>\$ 827,963</b>	<b>\$ 23,842</b>	<b>\$ 12,717</b>



Agency Participation

Funding Source Contract	CTD G1Y06		FFY 21 FTA 5305(d) G2446		FHWA G1234		FTA 5305(d) G1234		FTA 5307		Local	
	2022/2023	2023/2024	2022/2023	2023/2024	2022/2023	2023/2024	2022/2023	2023/2024	2022/2023	2023/2024	2022/2023	2023/2024
	Fiscal Year											
Total Budget	\$ 23,842	\$ 23,842	\$ 72,329	\$ -	\$ 555,132	\$ 514,228	\$ 73,735	\$ 73,735	\$ 39,418	\$ 240,000	\$ 12,717	\$ 12,717
<b>Task 1 ADMINISTRATION</b>												
Personnel (salary and benefits)	\$ -	\$ -	\$ -	\$ -	\$ 236,488	\$ 214,139	\$ -	\$ -	\$ -	\$ -	\$ -	\$ -
Travel	\$ -	\$ -	\$ -	\$ -	\$ 7,500	\$ 7,500	\$ -	\$ -	\$ -	\$ -	\$ -	\$ -
Direct Expenses	\$ -	\$ -	\$ -	\$ -	\$ 103,474	\$ 96,674	\$ -	\$ -	\$ -	\$ -	\$ -	\$ -
Indirect Expenses	\$ -	\$ -	\$ -	\$ -	\$ -	\$ -	\$ -	\$ -	\$ -	\$ -	\$ -	\$ -
Supplies	\$ -	\$ -	\$ -	\$ -	\$ 4,500	\$ 4,500	\$ -	\$ -	\$ -	\$ -	\$ -	\$ -
Equipment	\$ -	\$ -	\$ -	\$ -	\$ 500	\$ 500	\$ -	\$ -	\$ -	\$ -	\$ -	\$ -
Sub Total	\$ -	\$ -	\$ -	\$ -	\$ 352,462	\$ 323,313	\$ -	\$ -	\$ -	\$ -	\$ -	\$ -
<b>Task 2 DATA COLLECTION, ANALYSIS AND MAPPING</b>												
Personnel (salary and benefits)	\$ -	\$ -	\$ -	\$ -	\$ 53,360	\$ 50,359	\$ -	\$ -	\$ -	\$ -	\$ -	\$ -
Sub Total	\$ -	\$ -	\$ -	\$ -	\$ 53,360	\$ 50,359	\$ -	\$ -	\$ -	\$ -	\$ -	\$ -
<b>Task 3 PUBLIC PARTICIPATION PLAN (PPP)</b>												
Personnel (salary and benefits)	\$ -	\$ -	\$ -	\$ -	\$ 16,000	\$ 15,000	\$ -	\$ -	\$ -	\$ -	\$ -	\$ -
Sub Total	\$ -	\$ -	\$ -	\$ -	\$ 16,000	\$ 15,000	\$ -	\$ -	\$ -	\$ -	\$ -	\$ -
<b>Task 4 LONG RANGE TRANSPORTATION PLAN (LRTP)</b>												
Personnel (salary and benefits)	\$ -	\$ -	\$ -	\$ -	\$ 48,900	\$ 44,900	\$ -	\$ -	\$ -	\$ -	\$ -	\$ -
Sub Total	\$ -	\$ -	\$ -	\$ -	\$ 48,900	\$ 44,900	\$ -	\$ -	\$ -	\$ -	\$ -	\$ -
<b>Task 5 TRANSPORTATION IMPROVEMENT PROGRAM (TIP)</b>												
Personnel (salary and benefits)	\$ -	\$ -	\$ -	\$ -	\$ 34,780	\$ 33,780	\$ -	\$ -	\$ -	\$ -	\$ -	\$ -
Sub Total	\$ -	\$ -	\$ -	\$ -	\$ 34,780	\$ 33,780	\$ -	\$ -	\$ -	\$ -	\$ -	\$ -
<b>Task 6 SPECIAL PROJECT PLANNING</b>												
Personnel (salary and benefits)	\$ -	\$ -	\$ -	\$ -	\$ 36,130	\$ 34,376	\$ -	\$ -	\$ -	\$ -	\$ -	\$ -
Sub Total	\$ -	\$ -	\$ -	\$ -	\$ 36,130	\$ 34,376	\$ -	\$ -	\$ -	\$ -	\$ -	\$ -
<b>Task 7 REGIONAL PLANNING AND COORDINATION</b>												
Personnel (salary and benefits)	\$ -	\$ -	\$ -	\$ -	\$ 13,500	\$ 12,500	\$ -	\$ -	\$ -	\$ -	\$ -	\$ -
Sub Total	\$ -	\$ -	\$ -	\$ -	\$ 13,500	\$ 12,500	\$ -	\$ -	\$ -	\$ -	\$ -	\$ -
<b>Task 8 TRANSIT AND TRANSPORTATION DISADVANTAGED (TD) PLANNING</b>												
Personnel (salary and benefits)	\$ 23,842	\$ 23,842	\$ 69,821	\$ -	\$ -	\$ -	\$ 71,227	\$ 71,227	\$ -	\$ -	\$ -	\$ -
Consultant	\$ -	\$ -	\$ -	\$ -	\$ -	\$ -	\$ -	\$ -	\$ 39,418	\$ 240,000	\$ -	\$ -
Travel	\$ -	\$ -	\$ 1,080	\$ -	\$ -	\$ -	\$ 1,080	\$ 1,080	\$ -	\$ -	\$ -	\$ -
Direct Expenses	\$ -	\$ -	\$ 1,428	\$ -	\$ -	\$ -	\$ 1,428	\$ 1,428	\$ -	\$ -	\$ -	\$ -
Sub Total	\$ 23,842	\$ 23,842	\$ 72,329	\$ -	\$ -	\$ -	\$ 73,735	\$ 73,735	\$ 39,418	\$ 240,000	\$ -	\$ -
<b>Task 9 AGENCY EXPENDITURES USING LOCAL FUNDS</b>												
Personnel (salary and benefits)	\$ -	\$ -	\$ -	\$ -	\$ -	\$ -	\$ -	\$ -	\$ -	\$ -	\$ 10,667	\$ 10,667
Travel	\$ -	\$ -	\$ -	\$ -	\$ -	\$ -	\$ -	\$ -	\$ -	\$ -	\$ 700	\$ 700
Direct Expenses	\$ -	\$ -	\$ -	\$ -	\$ -	\$ -	\$ -	\$ -	\$ -	\$ -	\$ 1,350	\$ 1,350
Sub Total	\$ -	\$ -	\$ -	\$ -	\$ -	\$ -	\$ -	\$ -	\$ -	\$ -	\$ 12,717	\$ 12,717
<b>TOTAL PROGRAMMED</b>	<b>\$ 23,842</b>	<b>\$ 23,842</b>	<b>\$ 72,329</b>	<b>\$ -</b>	<b>\$ 555,132</b>	<b>\$ 514,228</b>	<b>\$ 73,735</b>	<b>\$ 73,735</b>	<b>\$ 39,418</b>	<b>\$ 240,000</b>	<b>\$ 12,717</b>	<b>\$ 12,717</b>

# APPENDICES

# **APPENDIX A**

## **State, Federal and FTA Planning Emphasis Area Matrix**



# **APPENDIX B**

## **FY 2021 State Planning Factors Emphasis Areas**



## Florida Planning Emphasis Areas 2021

The Florida Department of Transportation (FDOT) Office of Policy Planning develops *Planning Emphasis Areas* on a two-year cycle in coordination with the development of metropolitan planning organizations' (MPOs) respective Unified Planning Work Programs (UPWPs). Emphasis areas set planning priorities, support the Florida Transportation Plan, and give importance to topic areas which MPOs are encouraged to address as they develop their planning programs.

Implementation of the seven (7) goals of the Florida Transportation Plan requires embracing innovation; extensive collaboration across jurisdictions, modes and disciplines; an emphasis on customer service; data and performance feedback; and strategic investments for the efficient and effective allocation of resources.

Florida MPOs should consider emphasizing the following four (4) planning topics when updating their UPWPs.

### Safety

The Florida Transportation Plan and the State's Strategic Highway Safety Plan place top priority on safety, with a state target of zero traffic fatalities and serious injuries. In addition to adopting safety targets, the MPOs must show how their Long Range Transportation Plan (LRTP) and priority projects in their Transportation Improvement Program (TIP) support progress toward those targets. The UPWP should consider enhancements to data analyses and community involvement to better inform the identification and prioritization of safety projects.

### Equity

Executive Order 14008, [\*Tackling the Climate Crisis at Home and Abroad\*](#), created the "Justice40 Initiative" that aims to deliver 40 percent of the overall benefits of relevant federal investments to disadvantaged communities. This initiative supports Executive Order 13985, [\*Advancing Racial Equity and Support for Underserved Communities Through the Federal Government\*](#), outlines federal policy and defines equity as the consistent and systematic fair, just, and impartial treatment of individuals. The Florida Transportation Plan seeks transportation choices that improve accessibility and equity by including a key strategy to enhance affordable transportation, service, and information access options for all ages and abilities and throughout underserved communities. The MPOs are key to identifying and implementing improvements based on data-driven project prioritization that considers not only impacts of transportation projects on a community, but also benefits of projects that can enhance opportunities for a community. The UPWP should address approaches to furthering transportation equity.

### Resilience

With the passage of the FAST Act, resilience was introduced as a federal planning factor: "Improve the resilience and reliability of the transportation system and mitigate stormwater impacts of surface transportation." Resilience is defined as the ability to adapt to changing



conditions and prepare for, withstand, and recover from disruption. These conditions can encompass a wide variety of environmental, technological, economic, or social impacts.

MPOs can address resilience within their planning processes by leveraging tools such as the *FHWA Resilience and Transportation Planning Guide* and the *FDOT Quick Guide: Incorporating Resilience* in the MPO LRTP. It should be noted that while these documents focus primarily on the development of MPO LRTPs and TIPs, addressing resilience should be a consideration within every planning document prepared by an MPO. MPOs should place a particular emphasis on coordination with agency partners responsible for natural disaster risk reduction, or who may be developing local resilience planning initiatives. Additionally, MPOs should consider the additional costs associated with reducing vulnerability of the existing transportation infrastructure. Proactive resiliency planning will help the MPO develop planning documents that are ultimately more realistic and cost-effective.

## Emerging Mobility

Advances in communication and automation technology result in new mobility options, ranging from automated and connected transport, electric vehicles, ridesharing, and micro-mobility, to flying cars and space travel. These changes may be disruptive and transformational, with impacts to safety, vehicle ownership, travel capacity, vehicle miles traveled, land-use, transportation design, future investment demands, supply chain logistics, economy, and the workforce. Implementation of all seven goals of the Florida Transportation Plan can be furthered through both the transformation of major corridors and hubs and the expansion of transportation infrastructure to embrace and support the adoption of emerging mobility.

The UPWP should recognize the important influence of emerging mobility on the multi-modal transportation system and include related planning studies, collaboration efforts, research, or other activities.

### Contact Information:

**Abra Horne, FDOT, Metropolitan Planning Administrator 850-**

**414-4901**

**[Abra.Horne@dot.state.fl.us](mailto:Abra.Horne@dot.state.fl.us)**

# **APPENDIX C**

## **FY 2021 Federal Highway Administration (FHWA) and Federal Transit Administration (FTA) Planning Emphasis Areas**





U.S. Department  
of Transportation  
**Federal Highway  
Administration**

Office of the Administrator 1200 New Jersey Ave., SE Washington, D.C. 20590

Federal Transit Administration

December 30, 2021

**Attention:** FHWA Division Administrators  
FTA  
Regional Administrators

**Subject:** 2021 Planning Emphasis Areas for use in the development of Metropolitan and  
Statewide Planning and Research Work programs.

With continued focus on transportation planning the Federal Highway Administration (FHWA) and the Federal Transit Administration (FTA) Offices of Planning are jointly issuing updated Planning Emphasis Areas (PEAs). The PEAs are areas that FHWA and FTA field offices should emphasize when meeting with the metropolitan planning organizations, State departments of transportation, Public Transportation Agencies, and Federal Land Management Agency counterparts to identify and develop tasks associated with the Unified Planning Work Program and the Statewide Planning and Research Program. We recognize the variability of work program development and update cycles, so we encourage field offices to incorporate these PEAs as programs are updated.

Please note that this letter is intended only to provide clarity regarding existing requirements. It is not binding and does not have the force and effect of law. All relevant statutes and regulations still apply.

Sincerely,

Nuria Fernandez  
Administrator  
Federal Transit Administration

Stephanie Pollack  
Acting Administrator  
Federal Highway Administration

Enclosure

## **2021 Planning Emphasis Areas:**

### **Tackling the Climate Crisis – Transition to a Clean Energy, Resilient Future**

Federal Highway Administration (FHWA) divisions and Federal Transit Administration (FTA) regional offices should work with State departments of transportation (State DOT), metropolitan planning organizations (MPO), and providers of public transportation to ensure that our transportation plans and infrastructure investments help achieve the national greenhouse gas reduction goals of 50-52 percent below 2005 levels by 2030, and net-zero emissions by 2050, and increase resilience to extreme weather events and other disasters resulting from the increasing effects of climate change. Field offices should encourage State DOTs and MPOs to use the transportation planning process to accelerate the transition toward electric and other alternative fueled vehicles, plan for a sustainable infrastructure system that works for all users, and undertake actions to prepare for and adapt to the impacts of climate change. Appropriate Unified Planning Work Program work tasks could include identifying the barriers to and opportunities for deployment of fueling and charging infrastructure; evaluating opportunities to reduce greenhouse gas emissions by reducing single-occupancy vehicle trips and increasing access to public transportation, shift to lower emission modes of transportation; and identifying transportation system vulnerabilities to climate change impacts and evaluating potential solutions. We encourage you to visit FHWA's [Sustainable Transportation](#) or FTA's [Transit and Sustainability](#) Webpages for more information.

*(See [EO 14008](#) on “Tackling the Climate Crisis at Home and Abroad,” [EO 13990](#) on “Protecting Public Health and the Environment and Restoring Science to Tackle the Climate Crisis.” [EO 14030](#) on “Climate-Related Financial Risk,” See also [FHWA Order 5520](#) “Transportation System Preparedness and Resilience to Extreme Weather Events,” FTA's “[Hazard Mitigation Cost Effectiveness Tool](#),” FTA's “[Emergency Relief Manual](#),” and “[TCRP Document 70: Improving the Resilience of Transit Systems Threatened by Natural Disasters](#)”)*

### **Equity and Justice in Transportation Planning**

FHWA Division and FTA regional offices should work with State DOTs, MPOs, and providers of public transportation to advance racial equity and support for underserved and disadvantaged communities. This will help ensure public involvement in the planning process and that plans and strategies reflect various perspectives, concerns, and priorities from impacted areas. We encourage the use of strategies that: (1) improve infrastructure for non-motorized travel, public transportation access, and increased public transportation service in underserved communities; (2) plan for the safety of all road users, particularly those on arterials, through infrastructure improvements and advanced speed management; (3) reduce single-occupancy vehicle travel and associated air pollution in communities near high-volume corridors; (4) offer reduced public transportation fares as appropriate; (5) target demand-response service towards communities with higher concentrations of older adults and those with poor access to essential services; and (6) consider equitable and sustainable practices while developing transit-oriented development including affordable housing strategies and consideration of environmental justice populations.

[Executive Order 13985](#) (*Advancing Racial Equity and Support for Underserved Communities*) defines the term “equity” as the consistent and systematic fair, just, and impartial treatment of all individuals, including individuals who belong to underserved communities that have been denied such treatment, such as Black, Latino, and Indigenous and Native American persons, Asian

Americans and Pacific Islanders and other persons of color; members of religious minorities; lesbian, gay, bisexual, transgender, and queer (LGBTQ+) persons; persons with disabilities; persons who live in rural areas; and persons otherwise adversely affected by persistent poverty or inequality. The term “underserved communities” refers to populations sharing a particular characteristic, as well as geographic communities, that have been systematically denied a full opportunity to participate in aspects of economic, social, and civic life, as exemplified by the list in the preceding definition of “equity.” In addition, [Executive Order 14008](#) and [M-21-28](#) provides a whole-of-government approach to advancing environmental justice by stating that 40 percent of Federal investments flow to disadvantaged communities. FHWA Division and FTA regional offices should work with State DOTs, MPOs, and providers of public transportation to review current and new metropolitan transportation plans to advance Federal investments to disadvantaged communities.

To accomplish both initiatives, our joint planning processes should support State and MPO goals for economic opportunity in disadvantaged communities that have been historically marginalized and overburdened by pollution and underinvestment in housing, transportation, water and wastewater infrastructure, recreation, and health care.

### **Complete Streets**

FHWA Division and FTA regional offices should work with State DOTs, MPOs and providers of public transportation to review current policies, rules, and procedures to determine their impact on safety for all road users. This effort should work to include provisions for safety in future transportation infrastructure, particularly those outside automobiles.

A complete street is safe, and feels safe, for everyone using the street. FHWA and FTA seek to help Federal aid recipients plan, develop, and operate streets and networks that prioritize safety, comfort, and access to destinations for people who use the street network, including pedestrians, bicyclists, transit riders, micro-mobility users, freight delivery services, and motorists. The goal is to provide an equitable and safe transportation network for travelers of all ages and abilities, including those from marginalized communities facing historic disinvestment. This vision is not achieved through a one-size-fits-all solution – each complete street is unique and developed to best serve its community context and its primary role in the network.

Per the National Highway Traffic Safety Administration’s 2019 data, 62 percent of the motor vehicle crashes that resulted in pedestrian fatalities took place on arterials. Arterials tend to be designed for vehicle movement rather than mobility for non-motorized users and often lack convenient and safe crossing opportunities. They can function as barriers to a safe travel network for road users outside of vehicles.

To be considered complete, these roads should include safe pedestrian facilities, safe transit stops (if present), and safe crossing opportunities on an interval necessary for accessing destinations. A safe and complete network for bicycles can also be achieved through a safe and comfortable bicycle facility located on the roadway, adjacent to the road, or on a nearby parallel corridor. Jurisdictions will be encouraged to prioritize safety improvements and speed management on arterials that are essential to creating complete travel networks for those without access to single-occupancy vehicles.

## **Public Involvement**

Early, effective, and continuous public involvement brings diverse viewpoints into the decision-making process. FHWA Division and FTA regional offices should encourage MPOs, State DOTs, and providers of public transportation to increase meaningful public involvement in transportation planning by integrating Virtual Public Involvement (VPI) tools into the overall public involvement approach while ensuring continued public participation by individuals without access to computers and mobile devices. The use of VPI broadens the reach of information to the public and makes participation more convenient and affordable to greater numbers of people. Virtual tools provide increased transparency and access to transportation planning activities and decision-making processes. Many virtual tools also provide information in visual and interactive formats that enhance public and stakeholder understanding of proposed plans, programs, and projects. Increasing participation earlier in the process can reduce project delays and lower staff time and costs. More information on VPI is available [here](#).

## **Strategic Highway Network (STRAHNET)/U.S. Department of Defense (DOD) Coordination**

FHWA Division and FTA regional offices should encourage MPOs and State DOTs to coordinate with representatives from DOD in the transportation planning and project programming process on infrastructure and connectivity needs for STRAHNET routes and other public roads that connect to DOD facilities. According to the Declaration of Policy in 23 U.S.C. 101(b)(1), it is in the national interest to accelerate construction of the Federal-aid highway system, including the Dwight D. Eisenhower National System of Interstate and Defense Highways, because many of the highways (or portions of the highways) are inadequate to meet the needs of national and civil defense. The DOD's facilities include military bases, ports, and depots. The road networks that provide access and connections to these facilities are essential to national security. The [64,200-mile STRAHNET system](#) consists of public highways that provide access, continuity, and emergency transportation of personnel and equipment in times of peace and war. It includes the entire 48,482 miles of the Dwight D. Eisenhower National System of Interstate and Defense Highways and 14,000 miles of other non-Interstate public highways on the National Highway System. The STRAHNET also contains approximately 1,800 miles of connector routes linking more than 200 military installations and ports to the primary highway system. The DOD's facilities are also often major employers in a region, generating substantial volumes of commuter and freight traffic on the transportation network and around entry points to the military facilities. Stakeholders are encouraged to review the STRAHNET maps and recent Power Project Platform (PPP) [studies](#). These can be a useful resource in the State and MPO areas covered by these route analyses.

## **Federal Land Management Agency (FLMA) Coordination**

FHWA Division and FTA regional offices should encourage MPOs and State DOTs to coordinate with FLMAs in the transportation planning and project programming process on infrastructure and connectivity needs related to access routes and other public roads and transportation services that connect to Federal lands. Through joint coordination, the State DOTs, MPOs, Tribal Governments, FLMAs, and local agencies should focus on integration of their transportation planning activities and develop cross-cutting State and MPO long range transportation plans, programs, and corridor studies, as well as the Office of Federal Lands

Highway's developed transportation plans and programs. Agencies should explore opportunities to leverage transportation funding to support access and transportation needs of FLMAs before transportation projects are programmed in the Transportation Improvement Program (TIP) and Statewide Transportation Improvement Program (STIP). Each State must consider the concerns of FLMAs that have jurisdiction over land within the boundaries of the State (23 CFR 450.208(a)(3)). MPOs must appropriately involve FLMAs in the development of the metropolitan transportation plan and the TIP (23 CFR 450.316(d)). Additionally, the Tribal Transportation Program, Federal Lands Transportation Program, and the Federal Lands Access Program TIPs must be included in the STIP, directly or by reference, after FHWA approval in accordance with 23 U.S.C. 201(c) (23 CFR 450.218(e)).

### **Planning and Environment Linkages (PEL)**

FHWA Division and FTA regional offices should encourage State DOTs, MPOs and Public Transportation Agencies to implement PEL as part of the transportation planning and environmental review processes. The use of PEL is a collaborative and integrated approach to transportation decision-making that considers environmental, community, and economic goals early in the transportation planning process, and uses the information, analysis, and products developed during planning to inform the environmental review process. PEL leads to interagency relationship building among planning, resource, and regulatory agencies in the early stages of planning to inform and improve project delivery timeframes, including minimizing duplication and creating one cohesive flow of information. This results in transportation programs and projects that serve the community's transportation needs more effectively while avoiding and minimizing the impacts on human and natural resources. More information on PEL is available [here](#).

### **Data in Transportation Planning**

To address the emerging topic areas of data sharing, needs, and analytics, FHWA Division and FTA regional offices should encourage State DOTs, MPOs, and providers of public transportation to incorporate data sharing and consideration into the transportation planning process, because data assets have value across multiple programs. Data sharing principles and data management can be used for a variety of issues, such as freight, bike and pedestrian planning, equity analyses, managing curb space, performance management, travel time reliability, connected and autonomous vehicles, mobility services, and safety. Developing and advancing data sharing principles allows for efficient use of resources and improved policy and decision-making at the State, MPO, regional, and local levels for all parties.

# **APPENDIX D**

## **STATEMENTS AND ASSURANCES**

### **DBE**

Debarment and Suspension

Lobbying

Title VI Nondiscrimination Agreement

Appendix A and Appendix E

**DEBARMENT and SUSPENSION CERTIFICATION**

As required by the USDOT regulation on Governmentwide Debarment and Suspension at 49 CFR 29.510

- (1) The Charlotte County-Punta Gorda MPO hereby certifies to the best of its knowledge and belief, that it and its principals:
- (a) Are not presently debarred, suspended, proposed for debarment, declared ineligible, or voluntarily excluded from covered transactions by any federal department or agency;
  - (b) Have not, within a three-year period preceding this proposal, been convicted of or had a civil judgment rendered against them for commission of fraud or a criminal offense in connection with obtaining, attempting to obtain, or performing a public (federal, state or local) transaction or contract under a public transaction, violation of federal or state antitrust statutes; or commission of embezzlement, theft, forgery, bribery, falsification or destruction of records, making false statements, or receiving stolen property;
  - (c) Are not presently indicted for or otherwise criminally or civilly charged by a governmental entity (federal, state or local) with commission of any of the offenses listed in paragraph (b) of this certification; and
  - (d) Have not, within a three-year period preceding this certification, had one or more public transactions (federal, state or local) terminated for cause or default.
- (2) The Charlotte County-Punta Gorda MPO also hereby certifies that if, later, it becomes aware of any information contradicting the statements of paragraphs (a) through (d) above, it will promptly provide that information to the U.S.D.O.T.

\_\_\_\_\_  
Name: Christopher G. Constance, MD  
Title: MPO Chairman (or designee)

\_\_\_\_\_  
Date

FLORIDA DEPARTMENT OF TRANSPORTATION  
**UNIFIED PLANNING WORK PROGRAM (UPWP)**  
**STATEMENTS AND ASSURANCES**

525-010-08  
POLICY PLANNING  
05/18

**LOBBYING CERTIFICATION for GRANTS, LOANS and COOPERATIVE AGREEMENTS**

In accordance with Section 1352 of Title 31, United States Code, it is the policy of the CharlotteCounty-Punta Gorda MPO that:

- (1) No Federal or state appropriated funds have been paid or will be paid by or on behalf of the Charlotte County-Punta Gorda MPO, to any person for influencing or attempting to influence an officer or employee of any Federal or state agency, or a member of Congress or the state legislature in connection with the awarding of any Federal or state contract, the making of any Federal or state grant, the making of any Federal or state loan, extension, continuation, renewal, amendment, or modification of any Federal or state contract, grant, loan, or cooperative agreement.
- (2) If any funds other than Federal appropriated funds have been paid or will be paid to any person for influencing or attempting to influence an officer or employee of any Federal agency, a Member of Congress, an officer or employee of Congress, or an employee of a Member of Congress in connection with this Federal contract, grant, loan or cooperative agreement, the undersigned shall complete and submit Standard Form-LLL, "Disclosure Form to Report Lobbying," in accordance with its instructions.
- (3) The Charlotte County-Punta Gorda MPO shall require that the language of this certification be included in the award documents for all subawards at all tiers (including subgrants and contracts and subcontracts under grants, subgrants, loans, and cooperative agreement), which exceeds \$100,000, and that all such subrecipients shall certify and disclose accordingly.
- (4) This certification is a material representation of fact upon which reliance was placed when this transaction was made or entered into. Submission of this certification is a prerequisite for making or entering into this transaction imposed by Section 1352, Title 31, U.S. Code. Any person who fails to file the required certification shall be subject to a civil penalty of not less than \$10,000 and not more than \$100,000 for each failure.

\_\_\_\_\_  
Name: Christopher G. Constance, MD  
Title: MPO Chairman (or designee)

\_\_\_\_\_  
Date



FLORIDA DEPARTMENT OF TRANSPORTATION  
**UNIFIED PLANNING WORK PROGRAM (UPWP)**  
**STATEMENTS AND ASSURANCES**

525-010-08  
POLICY PLANNING  
05/18

**DISADVANTAGED BUSINESS ENTERPRISE UTILIZATION**

It is the policy of the Charlotte County-Punta Gorda MPO that disadvantaged businesses, as defined by 49 Code of Federal Regulations, Part 26, shall have an opportunity to participate in the performance of MPO contracts in a nondiscriminatory environment. The objectives of the Disadvantaged Business Enterprise Program are to ensure non-discrimination in the award and administration of contracts, ensure firms fully meet eligibility standards, help remove barriers to participation, create a level playing field, assist in development of a firm so it can compete successfully outside of the program, provide flexibility, and ensure narrow tailoring of the program.

The Charlotte County-Punta Gorda MPO, and its consultants shall take all necessary and reasonable steps to ensure that disadvantaged businesses have an opportunity to compete for and perform the contract work of the Charlotte County-Punta Gorda MPO, in a non-discriminatory environment.

The Charlotte County-Punta Gorda MPO shall require its consultants to not discriminate on the basis of race, color, national origin and sex in the award and performance of its contracts. This policy covers in part the applicable federal regulations and the applicable statutory references contained therein for the Disadvantaged Business Enterprise Program Plan, Chapters 337 and 339, Florida Statutes, and Rule Chapter 14-78, Florida Administrative Code

\_\_\_\_\_  
Name: Christopher G. Constance, MD  
Title: MPO Chairman (or designee)

\_\_\_\_\_  
Date

## **TITLE VI/ NONDISCRIMINATION ASSURANCE**

Pursuant to Section 9 of US DOT Order 1050.2A, the Charlotte County-Punta Gorda MPO assures the Florida Department of Transportation (FDOT) that no person shall on the basis of race, color, national origin, sex, age, disability, family or religious status, as provided by Title VI of the Civil Rights Act of 1964, the Civil Rights Restoration Act of 1987, the Florida Civil Rights Act of 1992 and other nondiscrimination authorities be excluded from participation in, be denied the benefits of, or be otherwise subjected to discrimination or retaliation under any program or activity.

The Charlotte County-Punta Gorda MPO further assures FDOT that it will undertake the following with respect to its programs and activities:

1. Designate a Title VI Liaison that has a responsible position within the organization and access to the Recipient's Chief Executive Officer.
2. Issue a policy statement signed by the Chief Executive Officer, which expresses its commitment to the nondiscrimination provisions of Title VI. The policy statement shall be circulated throughout the Recipient's organization and to the general public. Such information shall be published where appropriate in languages other than English.
3. Insert the clauses of *Appendices A and E* of this agreement in every contract subject to the Acts and the Regulations
4. Develop a complaint process and attempt to resolve complaints of discrimination against sub-recipients. Complaints against the Recipient shall immediately be forwarded to the FDOT District Title VI Coordinator.
5. Participate in training offered on Title VI and other nondiscrimination requirements.
6. If reviewed by FDOT or USDOT, take affirmative action to correct any deficiencies found within a reasonable time period, not to exceed ninety (90) calendar days.
7. Have a process to collect racial and ethnic data on persons impacted by your agency's programs.

THIS ASSURANCE is given in consideration of and for the purpose of obtaining any and all federal funds, grants, loans, contracts, properties, discounts or other federal financial assistance under all programs and activities and is binding. The person whose signature appears below is authorized to sign this assurance on behalf of the Recipient.

\_\_\_\_\_  
Name: Christopher G. Constance, MD  
Title: MPO Chairman (or designee)

\_\_\_\_\_  
Date

FLORIDA DEPARTMENT OF TRANSPORTATION  
**UNIFIED PLANNING WORK PROGRAM (UPWP)  
STATEMENTS AND ASSURANCES**

525-010-08  
POLICY PLANNING  
05/18

**APPENDICES A and E**

During the performance of this contract, the contractor, for itself, its assignees and successors in interest (hereinafter referred to as the "Contractor") agrees as follows:

- (1) **Compliance with Regulations:** The Contractor shall comply with the Regulations relative to nondiscrimination in Federally-assisted programs of the U.S. Department of Transportation (hereinafter, "USDOT") Title 49, Code of Federal Regulations, Part 21, as they may be amended from time to time, (hereinafter referred to as the Regulations), which are herein incorporated by reference and made a part of this Agreement.
- (2) **Nondiscrimination:** The Contractor, with regard to the work performed during the contract, shall not discriminate on the basis of race, color, national origin, sex, age, disability, religion or family status in the selection and retention of subcontractors, including procurements of materials and leases of equipment. The Contractor shall not participate either directly or indirectly in the discrimination prohibited by section 21.5 of the Regulations, including employment practices when the contract covers a program set forth in Appendix B of the Regulations.
- (3) **Solicitations for Subcontractors, including Procurements of Materials and Equipment:** In all solicitations made by the Contractor, either by competitive bidding or negotiation for work to be performed under a subcontract, including procurements of materials or leases of equipment; each potential subcontractor or supplier shall be notified by the Contractor of the Contractor's obligations under this contract and the Regulations relative to nondiscrimination on the basis of race, color, national origin, sex, age, disability, religion or family status.
- (4) **Information and Reports:** The Contractor shall provide all information and reports required by the Regulations or directives issued pursuant thereto, and shall permit access to its books, records, accounts, other sources of information, and its facilities as may be determined by the *Florida Department of Transportation, the Federal Highway Administration, Federal Transit Administration, Federal Aviation Administration, and/or the Federal Motor Carrier Safety Administration* to be pertinent to ascertain compliance with such Regulations, orders and instructions. Where any information required of a Contractor is in the exclusive possession of another who fails or refuses to furnish this information the Contractor shall so certify to the *Florida Department of Transportation, the Federal Highway Administration, Federal Transit Administration, Federal Aviation Administration, and/or the Federal Motor Carrier Safety Administration* as appropriate, and shall set forth what efforts it has made to obtain the information.
- (5) **Sanctions for Noncompliance:** In the event of the Contractor's noncompliance with the nondiscrimination provisions of this contract, the *Florida Department of Transportation* shall impose such contract sanctions as it or the *Federal Highway Administration, Federal Transit Administration, Federal Aviation Administration, and/or the Federal Motor Carrier Safety Administration* may determine to be appropriate, including, but not limited to:
  - a. Withholding of payments to the Contractor under the contract until the Contractor complies, and/or
  - b. Cancellation, termination or suspension of the contract, in whole or in part.

**UNIFIED PLANNING WORK PROGRAM (UPWP)  
STATEMENTS AND ASSURANCES**

- (6) **Incorporation of Provisions:** The Contractor shall include the provisions of paragraphs (1) through (7) in every subcontract, including procurements of materials and leases of equipment, unless exempt by the Regulations, or directives issued pursuant thereto. The Contractor shall take such action with respect to any subcontract or procurement as the Florida Department of Transportation, the Federal Highway Administration, Federal Transit Administration, Federal Aviation Administration, and/or the Federal Motor Carrier Safety Administration may direct as a means of enforcing such provisions including sanctions for noncompliance. In the event a Contractor becomes involved in, or is threatened with, litigation with a sub-contractor or supplier as a result of such direction, the Contractor may request the Florida Department of Transportation to enter into such litigation to protect the interests of the Florida Department of Transportation, and, in addition, the Contractor may request the United States to enter into such litigation to protect the interests of the United States.
- (7) **Compliance with Nondiscrimination Statutes and Authorities:** Title VI of the Civil Rights Act of 1964 (42 U.S.C. § 2000d et seq., 78 stat. 252), (prohibits discrimination on the basis of race, color, national origin); and 49 CFR Part 21; The Uniform Relocation Assistance and Real Property Acquisition Policies Act of 1970, (42 U.S.C. § 4601), (prohibits unfair treatment of persons displaced or whose property has been acquired because of Federal or Federal-aid programs and projects); Federal-Aid Highway Act of 1973, (23 U.S.C. § 324 et seq.), (prohibits discrimination on the basis of sex); Section 504 of the Rehabilitation Act of 1973, (29 U.S.C. § 794 et seq.), as amended, (prohibits discrimination on the basis of disability); and 49 CFR Part 27; The Age Discrimination Act of 1975, as amended, (42 U.S.C. § 6101 et seq.), (prohibits discrimination on the basis of age); Airport and Airway Improvement Act of 1982, (49 USC § 471, Section 47123), as amended, (prohibits discrimination based on race, creed, color, national origin, or sex); The Civil Rights Restoration Act of 1987, (PL 100-209), (Broadened the scope, coverage and applicability of Title VI of the Civil Rights Act of 1964, The Age Discrimination Act of 1975 and Section 504 of the Rehabilitation Act of 1973, by expanding the definition of the terms "programs or activities" to include all of the programs or activities of the Federal-aid recipients, sub-recipients and contractors, whether such programs or activities are Federally funded or not); Titles II and III of the Americans with Disabilities Act, which prohibit discrimination on the basis of disability in the operation of public entities, public and private transportation systems, places of public accommodation, and certain testing entities (42 U.S.C. §§ 12131 -- 12189) as implemented by Department of Transportation regulations at 49 C.F.R. parts 37 and 38; The Federal Aviation Administration's Non-discrimination statute (49 U.S.C. § 47123) (prohibits discrimination on the basis of race, color, national origin, and sex); Executive Order 12898, Federal Actions to Address Environmental Justice in Minority Populations and Low-Income Populations, which ensures non-discrimination against minority populations by discouraging programs, policies, and activities with disproportionately high and adverse human health or environmental effects on minority and low-income populations; Executive Order 13166, Improving Access to Services for Persons with Limited English Proficiency, and resulting agency guidance, national origin discrimination includes discrimination because of limited English proficiency (LEP). To ensure compliance with Title VI, you must take reasonable steps to ensure that LEP persons have meaningful access to your programs (70 Fed. Reg. at 74087 to 74100); Title IX of the Education Amendments of 1972, as amended, which prohibits you from discriminating because of sex in education programs or activities (20 U.S.C. 1681 et seq)

# **APPENDIX E**

## **Planning Studies for Agencies in MPO Planning Areas**

**Planning Studies Matrix for the City of Punta Gorda FY 2023 -FY 2024**

<b>Project Info.</b>	<b>Lead Agency/Dept.</b>	<b>FY Project Started</b>	<b>Cost</b>	<b>Source of Funds</b>
Parks and Recreation Master Plan Update	Urban Design Staff	2016 - Ongoing	\$ 20,000	<b>Local</b>
East Side Stormwater Bank	Consultant	TBD	\$ 200,000	<b>Local</b>
Boca Grande Stormwater Mitigation Project	Consultant & City Staff	2016 - Ongoing	\$ 100,000	<b>Local</b>
Comprehensive Plan Updates	Consultant	2020 - Ongoing	\$ 125,000	<b>Local</b>
Land Development Regulation Rewrite	Consultant	2020 - Ongoing	\$ 225,000	<b>Local</b>

**FY 2023 - FY 2024 Planning Studies Information in Charlotte County**

<b>Project Info</b>	<b>Lead Agency/Dept.</b>	<b>Project Start Date/ In-Progress</b>	<b>In-house/ Consulting Cost</b>	<b>Source of Funds</b>
Charlotte County Sewer Master Plan	Utilities Department	In-Progress	\$ 624,000	Local
Sunrise Park Master Plan Update	Public Works	In-Progress	\$ 56,285	State & Local
Murdock CRA	Murdock Village CRA/Economic Development	In-Progress	In-House Project /Consulting	Local
Parkside CRA	Parkside CRA/Economic Development/Public Works	In-Progress	Olean blvd -\$ 1,000,000	Local
Transit Development Plan Annual Progress Report	Budget & Administrative Services	TBD	TBD	FTA Section 5307
Manasota Key Master Plan and Design	Manasota Key MSTU/ Public Works	In-Progress	\$ 240,000	Local
County Operations and Maintenance Complex Master Plan	Public Works	In-Progress	\$ 180,140	Local
Gulf Cove Community Plan	Community Development/Public Works	In-Progress	TBD but \$50,000 max	Local/MSBU

**From:** Ron Ridenour <rredenour@flypgd.com>  
**Sent:** Friday, December 10, 2021 2:54 PM  
**To:** Leslie, Bekie <Bekie@ccmpo.com>  
**Cc:** Harris, D’Juan <harris@ccmpo.com>; Gurram, Lakshmi N <Gurram@ccmpo.com>  
**Subject:** RE: Charlotte County Airport Authority Planning Studies

**Caution – This email originated from outside of our organization. Please do not open any attachments or click on any links from unknown sources or unexpected email.**

---

Good Afternoon Bekie,  
No major studies planned at the current time. Our last major planning study was our Master Plan Update completed in January 2018. We do have some minor planning studies. One was a conceptual study for rental car agencies, and we have an upcoming terminal planning study for future expansion. Let me know if you need any of these.  
Thanks,

**Ron Ridenour** | Project Manager



**Punta Gorda Airport (PGD)** 28000 A-  
1 Airport Road Punta Gorda, FL  
33982 Office: 941.639.1101 ext: 129  
Cell: [941-380-7494](tel:941-380-7494)  
Email: [rredenour@flypgd.com](mailto:rredenour@flypgd.com)

NOTICE: This communication may contain confidential and privileged information that is for the sole use of the intended recipient. Any viewing, copying or distribution of, or reliance on this message by unintended recipients is strictly prohibited. If you have received this message in error, please notify me immediately by phone, fax or e-mail.



# **APPENDIX F**

**Florida Department of Transportation (FDOT) – DistrictOne  
District Wide Planning Activities/Contracts**

**(FY 2023-FY 2024)**

**Florida Department of Transportation - District One District**  
**Wide Planning Activities/Contracts**  
**(FY 2022- FY 2023)**

<b>Contract Work</b>
GIS Application Development and System Maintenance
System Planning Reviews
Interchange Reviews
Travel Demand Model Development
ETDM/Community Impact Assessment
Statistics
Federal Functional Classification
Traffic Count Program
Modal Development Technical Support
Commuter Services
State Highway Systems Corridor Studies
Complete Street Studies
Freight Mobility Support
Promoting and coordinating Safety for all modes of Transportation, including bicycle and pedestrian

# **APPENDIX G**

## **Metropolitan Planning Organization Agreement**

STATE OF FLORIDA DEPARTMENT OF TRANSPORTATION  
**METROPOLITAN PLANNING ORGANIZATION**

525-010-02  
 POLICY PLANNING  
 OGC - 11/21

Financial Project No.: <u>439316-4-14-01</u>	Fund: <u>PL/CPG</u>	FLAIR Approp.: <u>088954</u>
(item-segment-phase-sequence)	Function: <u>215</u>	FLAIR Obj.: <u>78000</u>
Contract No.: _____	Federal Award Identification No. (FAIN): <u>PL/CPG 0408-060-M</u>	Org. Code: <u>55012010130</u>
CFDA Number & Title: <u>20.205</u>	MPO DUNS No.: <u>146196196</u>	Vendor No.: <u>F596000541056</u>

THIS METROPOLITAN PLANNING ORGANIZATION AGREEMENT (Agreement) is made and entered into on this \_\_\_\_\_ day of \_\_\_\_\_, \_\_\_\_\_ by and between the STATE OF FLORIDA, DEPARTMENT OF TRANSPORTATION (Department), an agency of the State of Florida, whose address is Office of the District Secretary, 801 North Broadway Avenue, Bartow, FL 33831 and the Charlotte County-Punta Gorda Metropolitan Planning Organization (MPO), whose address is 25550 Harbor View Road, Suite, Port Charlotte, FL 33980, and whose Data Universal Numbering System (DUNS) Number is: 1461961196 (collectively the "parties").

NOW, THEREFORE, in consideration of the mutual covenants, promises, and representation herein, the parties desiring to be legally bound, do agree as follows:

- 1. Authority:** The MPO and the Department have authority to enter into this Agreement pursuant to 23 U.S.C. 134, 23 Code of Federal Regulations (CFR or C.F.R.) §450 and Section 339.175, Florida Statutes (F.S.), which, require the Department and the MPO to clearly identify the responsibilities for cooperatively carrying out the Federal Highway Administration (FHWA) and Federal Transit Administration (FTA) components of the Metropolitan Planning Process and accomplish the transportation planning requirements of state and federal law.
- 2. Purpose of the Agreement:** The purpose of this Agreement is to pass financial assistance through the Department in the form of FHWA funds to the MPO for the completion of transportation related planning activities set forth in the Unified Planning Work Program (UPWP) of the MPO (Project), state the terms and conditions upon which FHWA funds will be provided, and set forth the manner in which work tasks and subtasks within the UPWP will be undertaken and completed. The Project is more fully described in the UPWP, which is attached and incorporated into this Agreement as Exhibit "A".
- 3. Consolidated Planning Grant (CPG):** The Department is electing to participate in the Consolidated Planning Grant (CPG) program starting with the State fiscal year (FY) 22/23 – 23/24 two-year UPWP cycle. The Department is selecting FHWA to serve as the CPG lead grant agency in accordance with FTA Circular 8100.D. Under the CPG, the FTA and FHWA annually deliver lump sum appropriations to the Department to allocate to MPOs for the metropolitan planning activities. The federal funds are delivered to the Department in the form of FTA 5305(d) and FHWA planning (PL). The Department will utilize the CPG to combine the FTA 5305(d) and FHWA PL MPO allocations into a single grant that is administered by FHWA. The Department calculates annual MPO funding allocations using the approved FTA 5305(d) and FHWA allocation formulas.
- 4. Scope of Work:** The UPWP, Exhibit "A", constitutes the Scope of Work for this Agreement.
- 5. Project Cost:** The total budgetary ceiling for the Project is \$1,216,830. The budget, including tasks, is summarized below and detailed in the UPWP, Exhibit "A". The budget may be modified by mutual agreement as provided for in paragraph 9, Amendments.

The Department's performance and obligation to pay under this Agreement is contingent upon an annual appropriation by the Legislature. No work shall begin before the Agreement is fully executed and a "Letter of Authorization" is issued by the Department. The total of all authorizations shall not exceed the budgetary ceiling established for this agreement and shall be completed within the term of this Agreement:

FINANCIAL PROJECT NO.	AMOUNT
FY2023	<u>628,867</u>
FY 2024	<u>587,963</u>
_____	_____

6. **Non-federal Share:** PL & Surface Transportation Block Grant (STBG) Funds (FHWA Section 112): The Department uses the U.S. Department of Transportation sliding scale federal/non-federal match ratio for metropolitan planning funds. This ratio is 81.93 percent federal and 18.07 percent non-federal. It is the policy of the Department to fulfill the non-federal share or “soft match” with toll credits as authorized by Title 23 U.S.C. § 120 conditional on funding availability. The MPO must identify and describe the soft match in its 2-year UPWP introduction and show the total amount of toll credits used to match the FHWA funds in the UPWP Summary Budget Tables.
7. **Term of Agreement:** This Agreement shall have a term of two (2) years. This Agreement shall begin on the later of July 1, 2022, or the date the Agreement is fully executed, whichever is later, and expire on June 30, 2024. If the Agreement is fully executed after July 1, 2022, then the term of the Agreement shall be less than two (2) years and the Agreement shall expire on June 30, 2022. Expiration of this Agreement will be considered termination of the Project. The cost of any work performed after the expiration date of this Agreement will not be reimbursed by the Department.
8. **Renewals and Extensions:** This Agreement shall not be renewed or extended.
9. **Amendments:** Amendments may be made during the term of this Agreement. Any Amendment must be in writing and signed by both parties with the same formalities as the original Agreement.
  - A. **Amendments and Modifications to the UPWP:** Revisions to the UPWP require an Amendment or Modification. Revisions may be budgetary and/or programmatic; and may be major or minor in scale. Minor UPWP revisions are processed by the MPO as a Modification, whereas more significant or major UPWP revisions are processed by the MPO as an Amendment. A significant change is defined as a change to the UPWP that alters the original intent of the Project or the intended Project outcome. MPO’s shall process UPWP Modifications or Amendments as needed.

The following section further clarifies the actions necessitating UPWP Amendments and Modifications, which are thereby defined as significant changes.

**i. Amendments to the UPWP**

UPWP Amendments are required for the following actions per 2 CFR 200.308 and 49 CFR 18.30:

- a. Any revision resulting in the need to increase the UPWP budget ceiling by adding new funding or reducing overall approved funding;
- b. Adding new or deleting tasks/subtasks;
- c. Change in the scope or objective of the program/task even if there is no associated budget revision (this also applies to when a task scope changes);
- d. A transfer between tasks/sub-tasks that exceeds a combined amount equal or greater than \$100,000 OR 10% of the total budget, whichever is more restrictive;
- e. Reducing the budget of a task/sub-task more than 50 percent, or to the point a task/sub-task could not be accomplished as it was originally approved;
- f. Change in key person\*;
- g. Extending the period of performance past the approved work program period (i.e., no-cost time extension);
- h. Sub awarding, transferring, or contracting out any of the activities in the UPWP;
- i. The disengagement from a project for more than 3 months, or a 25 percent reduction in time devoted to the project by the approved project director or principal investigator;
- j. The inclusion of costs that require prior approval (e.g. capital and equipment purchases \$5,000 and above per unit cost).

**ii. Modifications to the UPWP**

UPWP changes that do not fall into the above categories may be processed as a Modification.

\* A key person is specified in the application or federal award. For the UPWP, the key person is the MPO’s staff director.

- iii. If the MPO makes a modification to the UPWP budget, then the MPO shall immediately send any such modifications to the Department. Amendments to the UPWP must be approved by FHWA. Proposed amendments to the UPWP shall be filed with the Department. Within a reasonable amount of time, the Department shall review and transmit the proposed UPWP amendment and supporting documents to the FHWA with a recommendation for approval or denial. Transmittal of the proposed UPWP amendment and supporting documents to FHWA may be delayed by the Department due to the MPO failing to include all documentation required for the UPWP Amendment. The Department shall immediately forward to the MPO all correspondence that the Department receives from FHWA regarding the proposed UPWP amendment. If FHWA approves the amendment to the UPWP then this Agreement and supporting documentation must be amended immediately following such approval.

#### **10. General Requirements:**

- A. The MPO shall complete the Project with all practical dispatch in a sound, economical, and efficient manner, and in accordance with the provisions in this Agreement, the Interlocal Agreement establishing the MPO, and all applicable laws.
- B. Federal-aid funds shall not participate in any cost which is not incurred in conformity with applicable Federal and State laws, the regulations in 23 C.F.R. and 49 C.F.R., and policies and procedures prescribed by the Division Administrator of FHWA. If FHWA or the Department determines that any amount claimed is not eligible, federal participation may be approved in the amount determined to be adequately supported and the Department shall notify the MPO in writing citing the reasons why items and amounts are not eligible for federal participation. Where correctable non-compliance with provisions of law or FHWA requirements exists, Federal funds may be withheld until compliance is obtained. Where non-compliance is not correctable, FHWA or the Department may deny participation in Project costs in part or in total. Any determination by the Department made pursuant to this section of the Agreement is subject to the conflict and dispute resolution process set forth in Section 15 of this Agreement.
- C. The MPO's financial management system must comply with the requirements set forth in 2 CFR §200.302, specifically:
  - i. Identification, in its accounts, of all Federal awards received and expended and the Federal programs under which they were received.
  - ii. Accurate, current, and complete disclosure of the financial results of each Federal award or program in accordance with the reporting requirements set forth in §§200.327 Financial reporting and 200.328 Monitoring and reporting program performance.
  - iii. Records that identify adequately the source and application of funds for federally-funded activities. These records must contain information pertaining to Federal awards, authorizations, obligations, unobligated balances, assets, expenditures, income and interest and be supported by source documentation.
  - iv. Effective control over, and accountability for, all funds, property, and other assets.
  - v. Comparison of expenditures with budget amounts for each Federal award.
  - vi. Written procedures to implement the requirements of §200.305 Payment.
  - vii. Written procedures for determining the allowability of costs in accordance with Subpart E—Cost Principles of this part and the terms and conditions of the Federal award.

#### **11. Compensation and Payment:**

- A. The Department shall reimburse the MPO for costs incurred to perform services satisfactorily during a monthly or quarterly period in accordance with Scope of Work, Exhibit "A". Reimbursement is limited to the maximum amount authorized by the Department. The MPO shall submit a request for reimbursement to the Department on a quarterly or monthly basis. Requests for reimbursement by the MPO shall include an invoice, an itemized expenditure report, and progress report for the period of services being billed that are acceptable to the Department. The MPO shall use the format for the invoice, itemized expenditure report and progress report that is approved by the Department. The MPO shall provide any other data required

STATE OF FLORIDA DEPARTMENT OF TRANSPORTATION  
**METROPOLITAN PLANNING ORGANIZATION**

525-010-02  
POLICY PLANNING  
OGC - 11/21  
R. J. ...

by FHWA or the Department to justify and support the payment requested.

- B.** Pursuant to Section 287.058, Florida Statutes, the MPO shall provide quantifiable, measurable, and verifiable units of deliverables. Each deliverable must specify the required minimum level of service to be performed and the criteria for evaluating successful completion. The Project and the quantifiable, measurable, and verifiable units of deliverables are described in Exhibit "A".
- C.** Invoices shall be submitted by the MPO in detail sufficient for a proper pre-audit and post-audit based on the quantifiable, measurable and verifiable units of deliverables as established in Exhibit "A". Deliverables must be received and accepted in writing by the Department's Grant Manager prior to payments.
- D.** The Department will honor requests for reimbursement to the MPO for eligible costs in the amount of FHWA funds approved for reimbursement in the UPWP and made available by FHWA. The Department may suspend or terminate payment for that portion of the Project which FHWA, or the Department acting in lieu of FHWA, may designate as ineligible for federal-aid. Regarding eligible costs, whichever requirement is stricter between federal and State of Florida requirements shall control. Any determination by the Department made pursuant to this section of the Agreement is subject to the conflict and dispute resolution process set forth in Section 15 of this Agreement.
- E.** Supporting documentation must establish that the deliverables were received and accepted in writing by the MPO and must also establish that the required minimum level of service to be performed based on the criteria for evaluating successful completion as specified in the UPWP, Exhibit "A", was met. All costs charged to the Project, including any approved services contributed by the MPO or others, shall be supported by properly executed payrolls, time records, invoices, contracts or vouchers evidencing in proper detail the nature and propriety of the charges. See Exhibit "D" for Contract Payment Requirements.
- F.** Bills for travel expenses specifically authorized in this Agreement shall be documented on the Department's Contractor Travel Form No. 300-000-06 or on a form that was previously submitted to the Department's Comptroller and approved by the Department of Financial Services. Bills for travel expenses specifically authorized in this Agreement will be paid in accordance with Section 112.061 Florida Statutes.
- G.** Payment shall be made only after receipt and approval of goods and services unless advance payments are authorized by the Chief Financial Officer of the State of Florida under Chapters 215 and 216, Florida Statutes. If the Department determines that the performance of the MPO fails to meet minimum performance levels, the Department shall notify the MPO of the deficiency to be corrected, which corrections shall be made within a time-frame to be specified by the Department. The MPO shall, within sixty (60) days after notice from the Department, provide the Department with a corrective action plan describing how the MPO will address all issues of contract non-performance, unacceptable performance, failure to meet the minimum performance levels, deliverable deficiencies, or contract non-compliance. If the corrective action plan is unacceptable to the Department, the MPO shall be assessed a non-performance retainage equivalent to 10% of the total invoice amount. The retainage shall be applied to the invoice for the then-current billing period. The retainage shall be withheld until the MPO resolves the deficiency. If the deficiency is subsequently resolved, the MPO may bill the Department for the retained amount during the next billing period. If the MPO is unable to resolve the deficiency, the funds retained may be forfeited at the end of the Agreement's term.
- H.** An invoice submitted to the Department involving the expenditure of metropolitan planning funds ("PL funds") is required by Federal law to be reviewed by the Department and issued a payment by the Department of Financial Services within 15 business days of receipt by the Department for review. If the invoice is not complete or lacks information necessary for processing, it will be returned to the MPO, and the 15-business day timeframe for processing will start over upon receipt of the resubmitted invoice by the Department. If there is a case of a bona fide dispute, the invoice recorded in the financial system of the Department shall contain a statement of the dispute and authorize payment only in the amount not disputed. If an item is disputed and is not paid, a separate invoice could be submitted requesting reimbursement, or the disputed item/amount could be included/added to a subsequent invoice.

Records of costs incurred under the terms of this Agreement shall be maintained and made available upon request to the Department at all times during the period of this Agreement and for five years after final payment is made. Copies of These documents and records shall be furnished to the Department upon request. Records of costs incurred include the MPO's general accounting records and the Project records, together with supporting documents and records, of the consultant and all subconsultants performing work on the Project, and all other records of the

**METROPOLITAN PLANNING ORGANIZATION**

Consultants and subconsultants considered necessary by the Department for a proper audit of costs.

- I. The MPO must timely submit invoices and documents necessary for the close out of the Project. Within 90 days of the expiration or termination of the grant of FHWA funds for the UPWP, the MPO shall submit the final invoice and all financial, performance, and related reports consistent with 2 CFR §200.
- J. The Department's performance and obligation to pay under this Agreement is also contingent upon FHWA making funds available and approving the expenditure of such funds.
- K. In the event this Agreement is in excess of \$25,000 and has a term for a period of more than one year, the provisions of Section 339.135(6)(a), Florida Statutes, are hereby incorporated:

"The Department, during any fiscal year, shall not expend money, incur any liability, or enter into any contract which, by its terms, involves the expenditure of money in excess of the amounts budgeted as available for expenditure during such fiscal year. Any contract, verbal or written, made in violation of this subsection is null and void, and no money may be paid on such contract. The Department shall require a statement from the comptroller of the Department that funds are available prior to entering into any such contract or other binding commitment of funds. Nothing herein contained shall prevent the making of contracts for periods exceeding 1 year, but any contract so made shall be executory only for the value of the services to be rendered or agreed to be paid for in succeeding fiscal years, and this paragraph shall be incorporated verbatim in all contracts of the Department which are for an amount in excess of \$25,000 and which have a term for a period of more than 1 year."

- L. **Disallowed Costs:** In determining the amount of the payment, the Department will exclude all Project costs incurred by the MPO prior to the effective date of this Agreement, costs incurred by the MPO which are not provided for in the latest approved budget for the Project, and costs attributable to goods or services received under a contract or other arrangements which have not been approved in writing by the Department. It is agreed by the MPO that where official audits by the federal agencies or monitoring by the Department discloses that the MPO has been reimbursed by the Department for ineligible work, under applicable federal and state regulations, that the value of such ineligible items may be deducted by the Department from subsequent reimbursement requests following determination of ineligibility. Upon receipt of a notice of ineligible items the MPO may present evidence supporting the propriety of the questioned reimbursements. Such evidence will be evaluated by the Department, and the MPO will be given final notification of the amounts, if any, to be deducted from subsequent reimbursement requests.

In addition, the MPO agrees to promptly reimburse the Department for any and all amounts for which the Department has made payment to the MPO if such amounts become ineligible, disqualified, or disallowed for federal reimbursement due to any act, error, omission, or negligence of the MPO. This includes omission or deficient documentation of costs and charges, untimely, incomplete, or insufficient submittals, or any other reason declared by the applicable Federal Agency.

Any determination by the Department made pursuant to this section of the Agreement is subject to the conflict and dispute resolution process set forth in Section 15 of this Agreement.

- M. If, after Project completion, any claim is made by the Department resulting from an audit or for work or services performed pursuant to this Agreement, the Department may offset such amount from payments due for work or services done under any agreement which it has with the MPO owing such amount if, upon demand, payment of the amount is not made within 60 days to the Department. Offsetting any amount pursuant to this paragraph shall not be considered a breach of contract by the Department. Any determination by the Department made pursuant to this section of the Agreement is subject to the conflict and dispute resolution process set forth in Section 16 of this Agreement.



STATE OF FLORIDA DEPARTMENT OF TRANSPORTATION  
METROPOLITAN PLANNING ORGANIZATION

**Indirect Costs:** A state or federally approved indirect cost rate may be applied to the Agreement. If the MPO does not have a federally approved indirect cost rate, a rate up to the de minimis indirect cost rate of 10% of modified total direct costs may be applied. The MPO may opt to request no indirect cost rate, even if it has a federally approved indirect cost rate.

## 12. Procurement and Contracts of the MPO:

- A. The procurement, use, and disposition of real property, equipment and supplies shall be consistent with the approved UPWP and in accordance with the requirements of 2 CFR §200.
- B. It is understood and agreed by the parties to this Agreement that participation by the Department in a project with the MPO, where said project involves a consultant contract for engineering, architecture or surveying services, is contingent on the MPO's complying in full with provisions of Section 287.055, Florida Statutes, Consultants' Competitive Negotiation Act, the federal Brooks Act, 23 C.F.R. 172, and 23 U.S.C. 112. At the discretion of the Department, the MPO will involve the Department, to an extent to be determined by the Department, in the consultant selection process for all projects funded under this Agreement. In all cases, the MPO shall certify to the Department that selection has been accomplished in compliance with the Consultants' Competitive Negotiation Act and the federal Brooks Act.
- C. The MPO shall comply with, and require its consultants and contractors to comply with applicable federal law pertaining to the use of federal-aid funds.

**13. Audit Reports:** The administration of resources awarded through the Department to the MPO by this Agreement may be subject to audits and/or monitoring by the Department. The following requirements do not limit the authority of the Department to conduct or arrange for the conduct of additional audits or evaluations of Federal awards or limit the authority of any State agency inspector general, the State of Florida Auditor General or any other State official. The MPO shall comply with all audit and audit reporting requirements as specified below.

- A. In addition to reviews of audits conducted in accordance with 2 CFR Part 200, Subpart F – Audit Requirements, monitoring procedures may include but not be limited to on-site visits by Department staff and/or other procedures including, reviewing any required performance and financial reports, following up, ensuring corrective action, and issuing management decisions on weaknesses found through audits when those findings pertain to Federal awards provided through the Department by this Agreement. By entering into this Agreement, the MPO agrees to comply and cooperate fully with any monitoring procedures/processes deemed appropriate by the Department. The MPO further agrees to comply and cooperate with any inspections, reviews, investigations or audits deemed necessary by the Department, State of Florida Chief Financial Officer (CFO) or State of Florida Auditor General.
- B. The MPO, a non-Federal entity as defined by 2 CFR Part 200, Subpart F – Audit Requirements, as a subrecipient of a Federal award awarded by the Department through this Agreement is subject to the following requirements:
  - i. In the event the MPO expends a total amount of Federal awards equal to or in excess of the threshold established by 2 CFR Part 200, Subpart F – Audit Requirements, the MPO must have a Federal single or program-specific audit for such fiscal year conducted in accordance with the provisions of 2 CFR Part 200, Subpart F – Audit Requirements. **Exhibit "B", Federal Financial Assistance (Single Audit Act)**, to this Agreement provides the required Federal award identification information needed by the MPO to further comply with the requirements of 2 CFR Part 200, Subpart F – Audit Requirements. In determining Federal awards expended in a fiscal year, the MPO must consider all sources of Federal awards based on when the activity related to the Federal award occurs, including the Federal award provided through the Department by this Agreement. The determination of amounts of Federal awards expended should be in accordance with the guidelines established by 2 CFR Part 200, Subpart F – Audit Requirements. An audit conducted by the State of Florida Auditor General in accordance with the provisions of 2 CFR Part 200, Subpart F – Audit Requirements, will meet the requirements of this part.
  - ii. In connection with the audit requirements, the MPO shall fulfill the requirements relative to the auditee responsibilities as provided in 2 CFR Part 200, Subpart F – Audit Requirements.
  - iii. In the event the MPO expends less than the threshold established by 2 CFR Part 200, Subpart F – Audit Requirements, in Federal awards, the MPO is exempt from Federal audit requirements for

that fiscal year. However, the MPO must provide a single audit exemption statement to the Department at

STATE OF FLORIDA DEPARTMENT OF TRANSPORTATION  
525-010-02  
PUBLIC HEARING  
FDOTSingleAudit@dot.state.fl.us no later than nine months after the end of the MPO's audit period for each applicable audit year. In the event the MPO expends less than the threshold established by 2 CFR Part 200, Subpart F – Audit Requirements, in Federal awards in a fiscal year and elects to have an audit conducted in accordance with the provisions of 2 CFR Part 200, Subpart F – Audit Requirements, the cost of the audit must be paid from non-Federal resources (*i.e.*, the cost of such an audit must be paid from the MPO's resources obtained from other than Federal entities).

- iv. The MPO must electronically submit to the Federal Audit Clearinghouse (FAC) at <https://harvester.census.gov/facweb/> the audit reporting package as required by 2 CFR Part 200, Subpart F – Audit Requirements, within the earlier of 30 calendar days after receipt of the auditor's report(s) or nine months after the end of the audit period. The FAC is the repository of record for audits required by 2 CFR Part 200, Subpart F – Audit Requirements, and this Agreement. However, the Department requires a copy of the audit reporting package also be submitted to [FDOTSingleAudit@dot.state.fl.us](mailto:FDOTSingleAudit@dot.state.fl.us) within the earlier of 30 calendar days after receipt of the auditor's report(s) or nine months after the end of the audit period as required by 2 CFR Part 200, Subpart F – Audit Requirements.
- v. Within six months of acceptance of the audit report by the FAC, the Department will review the MPO's audit reporting package, including corrective action plans and management letters, to the extent necessary to determine whether timely and appropriate action on all deficiencies has been taken pertaining to the Federal award provided through the Department by this Agreement. If the MPO fails to have an audit conducted in accordance with 2 CFR Part 200, Subpart F – Audit Requirements, the Department may impose additional conditions to remedy noncompliance. If the Department determines that noncompliance cannot be remedied by imposing additional conditions, the Department may take appropriate actions to enforce compliance, which actions may include but not be limited to the following:
1. Temporarily withhold cash payments pending correction of the deficiency by the MPO or more severe enforcement action by the Department;
  2. Disallow (deny both use of funds and any applicable matching credit for) all or part of the cost of the activity or action not in compliance;
  3. Wholly or partly suspend or terminate the Federal award;
  4. Initiate suspension or debarment proceedings as authorized under 2 C.F.R. Part 180 and Federal awarding agency regulations (or in the case of the Department, recommend such a proceeding be initiated by the Federal awarding agency);
  5. Withhold further Federal awards for the Project or program;
  6. Take other remedies that may be legally available.
- vi. As a condition of receiving this Federal award, the MPO shall permit the Department, or its designee, the CFO or State of Florida Auditor General access to the MPO's records including financial statements, the independent auditor's working papers and Project records as necessary. Records related to unresolved audit findings, appeals or litigation shall be retained until the action is complete or the dispute is resolved.
- vii. The Department's contact information for requirements under this part is as follows: Office of

Comptroller  
605 Suwannee Street, MS 24  
Tallahassee, Florida 32399-0450  
[FDOTSingleAudit@dot.state.fl.us](mailto:FDOTSingleAudit@dot.state.fl.us)

- C. The MPO shall retain sufficient records demonstrating its compliance with the terms of this Agreement for a period of five years from the date the audit report is issued and shall allow the Department, or its designee, the CFO or State of Florida Auditor General access to such records upon request. The MPO shall ensure that the audit working papers are made available to the Department, or its designee, the CFO, or State of Florida Auditor General upon request for a period of five years from the date the audit report is issued unless extended in writing by the Department.

- 14. Termination or Suspension:** The Department may, by written notice to the MPO, suspend any or all of the MPO's obligations under this Agreement for the MPO's failure to comply with applicable law or the terms of this Agreement until such time as the event or condition resulting in such suspension has ceased or been corrected. The Department will provide written notice outlining the particulars of suspension.

The Department may terminate this Agreement at any time before the date of completion if the MPO is dissolved or if federal funds cease to be available. In addition, the Department or the MPO may terminate this Agreement if either party fails to comply with the conditions of the Agreement. The Department or the MPO shall give written notice to all parties at least ninety (90) days prior to the effective date of termination and specify the effective date of termination.

The parties to this Agreement may terminate this Agreement when its continuation would not produce beneficial results commensurate with the further expenditure of funds. In this event, the parties shall agree upon the termination conditions.

Upon termination of this Agreement, whether for cause or at the convenience of the parties, all finished or unfinished documents, data, studies, surveys, reports, maps, drawings, models, photographs, etc., prepared by the MPO shall, at the option of the Department, be delivered to the Department.

The Department shall reimburse the MPO for those eligible expenses incurred during the Agreement period that are directly attributable to the completed portion of the work covered by this Agreement, provided that the work has been completed in a manner satisfactory and acceptable to the Department. The MPO shall not incur new obligations for the terminated portion after the effective date of termination.

The Department reserves the right to unilaterally cancel this Agreement for refusal by the MPO or any consultant, sub-consultant or materials vendor to allow public access to all documents, papers, letters or other material subject to the provisions of Chapter 119, Florida Statutes, and made or received in conjunction with this Agreement unless the records are confidential or exempt.

The conflict and dispute resolution process set forth in Section 16 of this Agreement shall not delay or stop the Parties' rights to terminate the Agreement.

- 15. Remedies:** Violation or breach of Agreement terms by the MPO shall be grounds for termination of the Agreement. Any costs incurred by the Department arising from the termination of this Agreement shall be paid by the MPO.

This Agreement shall not be considered as specifying the exclusive remedy for any dispute, but all remedies existing at law and in equity may be availed of by either party and shall be cumulative.

- 16. Conflict and Dispute Resolution Process:** This section shall apply to conflicts and disputes relating to matters subject to this Agreement, or conflicts arising from the performance of this Agreement. If possible, the parties shall attempt to resolve any dispute or conflict within thirty (30) days of a determination of a dispute or conflict. This section shall not delay or stop the Parties' rights to terminate the Agreement. In addition, notwithstanding that a conflict or dispute may be pending resolution, this section shall not delay or stop the Department from performing the following actions pursuant to its rights under this Agreement: deny payments; disallow costs; deduct the value of ineligible work from subsequent reimbursement requests; or; offset pursuant to Section 11.N of this Agreement.

- A. **Initial Resolution:** The affected parties to this Agreement shall, at a minimum, ensure the attempted early resolution of conflicts relating to such matters. Early resolution shall be handled by direct discussion between the following officials: for the Department - the Intermodal Systems Development Manager; and for the MPO - the Staff Director.

- B. Resolution by Senior Agency Official:** If the conflict remains unresolved, the conflict shall be resolved by the following officials: for the Department - the District Secretary; and for the Charlotte County-Punta Gorda MPO - the Chairperson of the MPO.
- C. Resolution of Conflict by the Agency Secretary:** If the conflict is not resolved through conflict resolution pursuant to the provisions, "Initial Resolution" and "Resolution by Senior Agency Official" above, the conflict shall be resolved by the Secretary for the Department of Transportation or their delegate. If the MPO does not agree with the resolution provided by the Secretary for the Department of Transportation, the parties may pursue any other remedies set forth in this Agreement or provided by law.

**17. Disadvantaged Business Enterprise (DBE) Policy and Obligation:** It is the policy of the Department that DBE's, as defined in 49 C.F.R. Part 26, as amended, shall have the opportunity to participate in the performance of contracts financed in whole or in part with Department funds under this Agreement. The DBE requirements of applicable federal and state laws and regulations apply to this Agreement.

The MPO and its contractors and consultants agree to ensure that DBE's have the opportunity to participate in the performance of this Agreement. In this regard, all recipients and contractors shall take all necessary and reasonable steps in accordance with applicable federal and state laws and regulations to ensure that the DBE's have the opportunity to compete for and perform contracts. The MPO and its contractors, consultants, subcontractors and subconsultants shall not discriminate on the basis of race, color, national origin or sex in the award and performance of contracts, entered pursuant to this Agreement.

**18. Compliance with Federal Conditions and Laws:**

- A.** The MPO shall comply and require its consultants and subconsultants to comply with all terms and conditions of this Agreement and all federal, state, and local laws and regulations applicable to this Project. Execution of this Agreement constitutes a certification that the MPO is in compliance with, and will require its consultants and subconsultants to comply with, all requirements imposed by applicable federal, state, and local laws and regulations.
- B.** The MPO shall comply with the "Certification Regarding Debarment, Suspension, Ineligibility and Voluntary Exclusion – Lower Tier Covered Transactions," in 49 C.F.R. Part 29, and 2 C.F.R. Part 200 when applicable and include applicable required provisions in all contracts and subcontracts entered into pursuant to this Agreement.
- C. Title VI Assurances:** The MPO will comply with all the requirements imposed by Title VI of the Civil Rights Act of 1964, the regulations of the U.S. Department of Transportation issued thereunder, and the assurance by the MPO pursuant thereto, including but not limited to the requirements set forth in Exhibit "C", Title VI Assurances. The MPO shall include the attached Exhibit "C", Title VI Assurances, in all contracts with consultants and contractors performing work on the Project that ensure compliance with Title VI of the Civil Rights Act of 1964, 49 C.F.R. Part 21, and related statutes and regulations.
- D. Restrictions on Lobbying** The MPO agrees that to no federally-appropriated funds have been paid, or will be paid by or on behalf of the MPO, to any person for influencing or attempting to influence any officer or employee of any federal agency, a Member of Congress, an officer or employee of Congress or an employee of a Member of Congress in connection with the awarding of any federal contract, the making of any federal grant, the making of any federal loan, the entering into of any cooperative agreement, and the extension, continuation, renewal, amendment or modification of any federal contract, grant, loan or cooperative agreement. If any funds other than federally-appropriated funds have been paid by the MPO to any person for influencing or attempting to influence an officer or employee of any federal agency, a Member of Congress, an officer or employee of Congress or an employee of a Member of Congress in connection with this Agreement, the undersigned shall complete and submit Standard Form-LLL, "Disclosure Form to Report Lobbying," in accordance with its instructions. The MPO shall require that the language of this paragraph be included in the award documents for all subawards at all tiers (including subcontracts, subgrants, and contracts under grants, loans, and cooperative agreements) and that all subrecipients shall certify and disclose accordingly. No funds received pursuant to this Agreement may be expended for lobbying the Legislature, the judicial branch or a state agency.
- E.** The MPO must comply with FHWA's Conflicts of Interest requirements set forth in 23 CFR §1.33.

**METROPOLITAN PLANNING ORGANIZATION**

**19. Restrictions, Prohibitions, Controls, and Labor Provisions:** During the performance of this Agreement, the MPO agrees as follows, and shall require the following provisions to be included in each contract and subcontract entered into pursuant to this Agreement :

- A. A person or affiliate who has been placed on the convicted vendor list following a conviction for a public entity crime may not submit a bid on a contract to provide any goods or services to a public entity; may not submit a bid on a contract with a public entity for the construction or repair of a public building or public work; may not submit bids on leases of real property to a public entity; may not be awarded or perform work as a contractor, supplier, subcontractor or consultant under a contract with any public entity; and may not transact business with any public entity in excess of the threshold amount provided in Section 287.017, Florida Statutes, for CATEGORY TWO for a period of 36 months from the date of being placed on the convicted vendor list.
- B. In accordance with Section 287.134, Florida Statutes, an entity or affiliate who has been placed on the Discriminatory Vendor List, kept by the Florida Department of Management Services, may not submit a bid on a contract to provide goods or services to a public entity; may not submit a bid on a contract with a public entity for the construction or repair of a public building or public work; may not submit bids on leases of real property to a public entity; may not be awarded or perform work as a contractor, supplier, subcontractor or consultant under a contract with any public entity; and may not transact business with any public entity.
- C. An entity or affiliate who has had its Certificate of Qualification suspended, revoked, denied or have further been determined by the Department to be a non-responsible contractor may not submit a bid or perform work for the construction or repair of a public building or public work on a contract with the MPO.
- D. Neither the MPO nor any of its contractors and consultants or their subcontractors and subconsultants shall enter into any contract, subcontract or arrangement in connection with the Project or any property included or planned to be included in the Project in which any member, officer or employee of the MPO or the entities that are part of the MPO during tenure or for 2 years thereafter has any interest, direct or indirect. If any such present or former member, officer or employee involuntarily acquires or had acquired prior to the beginning of tenure any such interest, and if such interest is immediately disclosed to the MPO, the MPO, with prior approval of the Department, may waive the prohibition contained in this paragraph provided that any such present member, officer or employee shall not participate in any action by the MPO or the locality relating to such contract, subcontract or arrangement. The MPO shall insert in all contracts entered into in connection with the Project or any property included or planned to be included in any Project, and shall require its contractors and consultants to insert in each of their subcontracts, the following provision:

"No member, officer or employee of the MPO or of the locality during his or her tenure or for 2 years thereafter shall have any interest, direct or indirect, in this contract or the proceeds thereof."

The provisions of this paragraph shall not be applicable to any agreement between the MPO and its fiscal depositories or to any agreement for utility services the rates for which are fixed or controlled by a governmental agency.

- E. No member or delegate to the Congress of the United States shall be admitted to any share or part of this Agreement or any benefit arising therefrom.

**20. Miscellaneous Provisions:****A. Public Records:**

- i. The MPO shall allow public access to all documents, papers, letters, or other material subject to the provisions of Chapter 119, Florida Statutes, and made or received by the MPO in conjunction with this Agreement, unless such documents are exempt from public access or are confidential pursuant to state and federal law. Failure by the MPO to grant such public access shall be grounds for immediate unilateral cancellation of this Agreement by the Department.
- ii. In addition, the MPO shall comply with the requirements of section 119.0701, Florida Statutes.

STATE OF FLORIDA DEPARTMENT OF TRANSPORTATION  
**METROPOLITAN PLANNING ORGANIZATION**

525-010-02  
POLICY PLANNING  
OGC - 11/21  
\*\*\*\*\*

- B. It is specifically agreed between the parties executing this Agreement that it is not intended by any of the provisions of any part of the Agreement to create in the public or any member thereof, a third party beneficiary hereunder, or to authorize anyone not a party to this Agreement to maintain a suit for personal injuries or property damage pursuant to the provisions of this Agreement..
- C. In no event shall the making by the Department of any payment to the MPO constitute or be construed as a waiver by the Department of any breach of covenant or any default which may then exist on the part of the MPO and the making of such payment by the Department, while any such breach or default shall exist, shall in no way impair or prejudice any right or remedy available to the Department with respect to such breach or default.
- D. If any provision of this Agreement is held invalid, the remainder of this Agreement shall not be affected. In such an instance, the remainder would then continue to conform to the terms and requirements of applicable law.
- E. By execution of the Agreement, the MPO represents that it has not paid and, also agrees not to pay, any bonus or commission for the purpose of obtaining an approval of its application for the financing hereunder.
- F. Nothing in the Agreement shall require the MPO to observe or enforce compliance with any provision or perform any act or do any other thing in contravention of any applicable state law. If any of the provisions of the Agreement violate any applicable state law, the MPO will at once notify the Department in writing in order that appropriate changes and modifications may be made by the Department and the MPO to the end that the MPO may proceed as soon as possible with the Project.
- G. The MPO shall comply with all applicable federal guidelines, procedures, and regulations. If at any time a review conducted by Department and or FHWA reveals that the applicable federal guidelines, procedures, and regulations were not followed by the MPO and FHWA requires reimbursement of the funds, the MPO will be responsible for repayment to the Department of all funds awarded under the terms of this Agreement.
- H. The MPO:
  - i. shall utilize the U.S. Department of Homeland Security's E-Verify system to verify the employment eligibility of all new employees hired by MPO during the term of the contract; and
  - ii. shall expressly require any contractor, consultant, subcontractors and subconsultants performing work or providing services pursuant to the state contract to likewise utilize the U.S. Department of Homeland Security's E-Verify system to verify the employment eligibility of all new employees hired by the subcontractor or subconsultant during the contract term.
- I. This Agreement may be executed in one or more counterparts, each of which shall be deemed an original, but all of which shall constitute the same Agreement. A facsimile or electronic transmission of this Agreement with a signature on behalf of a party will be legal and binding on such party.
- J. The parties agree to comply with s.20.055(5), Florida Statutes, and to incorporate in all subcontracts the obligation to comply with s.20.055(5), Florida Statutes.
- K. This Agreement and any claims arising out of this Agreement shall be governed by the laws of the United States and the State of Florida.

**21. Exhibits:** The following Exhibits are attached and incorporated into this Agreement:

- A. Exhibit "A", UPWP
- B. Exhibit "B", Federal Financial Assistance (Single Audit Act)
- C. Exhibit "C", Title VI Assurances
- D. Exhibit "D", Contract Payment Requirements

STATE OF FLORIDA DEPARTMENT OF TRANSPORTATION  
**METROPOLITAN PLANNING ORGANIZATION**

525-010-02  
POLICY PLANNING  
OGC - 11/21

IN WITNESS WHEREOF, the undersigned parties have executed this Agreement on the day, month and year set forth above.

MPO Florida Department of Transportation

Charlotte County-Punta Gorda MPO  
\_\_\_\_\_  
MPO Name

Christopher G. Constance, MD  
\_\_\_\_\_  
Signatory (Printed or Typed)

\_\_\_\_\_  
Department of Transportation

\_\_\_\_\_  
Signature

\_\_\_\_\_  
Signature

MPO Chairman  
\_\_\_\_\_  
Title

\_\_\_\_\_  
Title

\_\_\_\_\_  
Legal Review  
MPO  
Janette S. Knowlton  
Counsel to MPO Board

\_\_\_\_\_  
Legal Review  
Department of Transportation

STATE OF FLORIDA DEPARTMENT OF TRANSPORTATION  
METROPOLITAN PLANNING ORGANIZATION

525-010-02  
POLICY PLANNING  
OGC - 11/21  
B. 10. 11. 11

EXHIBIT "B"

FEDERAL FINANCIAL ASSISTANCE (SINGLE AUDIT ACT)

**FEDERAL RESOURCES AWARDED PURSUANT TO THIS AGREEMENT ARE AS FOLLOWS:**

CFDA No.: [20.205](#)

CFDA Title: HIGHWAY PLANNING AND CONSTRUCTION  
Federal-Aid Highway Program, Federal Lands Highway Program

\*Award Amount: \$1,216,830

Awarding Agency: Florida Department of Transportation

Indirect Cost Rate: N/A

\*\*Award is for R&D: No

\*The federal award amount may change with supplemental agreements

\*\*Research and Development as defined at §200.87, 2 CFR Part 200

**FEDERAL RESOURCES AWARDED PURSUANT TO THIS AGREEMENT ARE SUBJECT TO THE FOLLOWING AUDIT REQUIREMENTS:**

2 CFR Part 200 – Uniform Administrative Requirements, Cost Principles & Audit Requirements for Federal Awards [www.ecfr.gov](http://www.ecfr.gov)

**FEDERAL RESOURCES AWARDED PURSUANT TO THIS AGREEMENT MAY ALSO BE SUBJECT TO THE FOLLOWING:**

Title 23 – Highways, United States Code

<http://uscode.house.gov/browse.xhtml>

Title 49 – Transportation, United States Code

<http://uscode.house.gov/browse.xhtml>

MAP-21 – Moving Ahead for Progress in the 21<sup>st</sup> Century, P.L. 112-141

[www.dot.gov/map21](http://www.dot.gov/map21)

Federal Highway Administration – Florida Division

[www.fhwa.dot.gov/fldiv](http://www.fhwa.dot.gov/fldiv)

Federal Funding Accountability and Transparency Act (FFATA) Sub-award Reporting System (FSRS)

[www.fsr.gov](http://www.fsr.gov)



Exhibit "C"

TITLE VI ASSURANCES

During the performance of this Agreement, the MPO, for itself, its assignees and successors in interest (hereinafter collectively referred to as the "contractor") agrees as follows:

- (1.) **Compliance with REGULATIONS:** The contractor shall comply with the Regulations relative to nondiscrimination in federally-assisted programs of the U.S. Department of Transportation (hereinafter, "USDOT") ***Title 49, Code of Federal Regulations, Part 21***, as they may be amended from time to time, (hereinafter referred to as the **REGULATIONS**), which are herein incorporated by reference and made a part of this contract.
- (2.) **Nondiscrimination:** The contractor, with regard to the work performed by it during the contract, shall not discriminate on the basis of race, color, national origin, or sex in the selection and retention of sub-contractors, including procurements of materials and leases of equipment. The contractor shall not participate either directly or indirectly in the discrimination prohibited by **Section 21.5** of the **REGULATIONS**, including employment practices when the contract covers a program set forth in **Appendix B** of the **REGULATIONS**.
- (3.) **Solicitations for Sub-contractors, including Procurements of Materials and Equipment:** In all solicitations either by competitive bidding or negotiation made by the contractor for work to be performed under sub-contract, including procurements of materials or leases of equipment, each potential sub-contractor or supplier shall be notified by the contractor of the contractor's obligations under this contract and the **REGULATIONS** relative to nondiscrimination on the basis of race, color, national origin, or sex.
- (4.) **Information and Reports:** The contractor shall provide all information and reports required by the **REGULATIONS** or directives issued pursuant thereto, and shall permit access to its books, records, accounts, other sources of information, and its facilities as may be determined by the *Florida Department of Transportation* or the *Federal Highway Administration, Federal Transit Administration, Federal Aviation Administration, and Federal Motor Carrier Safety Administration* to be pertinent to ascertain compliance with such **REGULATIONS**, orders and instructions. Where any information required of a contractor is in the exclusive possession of another who fails or refuses to furnish this information the contractor shall so certify to the *Florida Department of Transportation, or the Federal Highway Administration, Federal Transit Administration, Federal Aviation Administration, or Federal Motor Carrier Safety Administration* as appropriate, and shall set forth what efforts it has made to obtain the information.
- (5.) **Sanctions for Noncompliance:** In the event of the contractor's noncompliance with the nondiscrimination provisions of this contract, the Florida Department of Transportation shall impose such contract sanctions as it or the Federal Highway Administration, Federal Transit Administration, Federal Aviation Administration, or Federal Motor Carrier Safety Administration may determine to be appropriate, including, but not limited to:
  - a. withholding of payments to the contractor under the contract until the contractor complies, and/or
  - b. cancellation, termination or suspension of the contract, in whole or in part.
- (6.) **Incorporation of Provisions:** The contractor shall include the provisions of paragraphs (1) through (7) in every sub-contract, including procurements of materials and leases of equipment, unless exempt by the **REGULATIONS**, or directives issued pursuant thereto. The contractor shall take such action with respect to any sub-contract or procurement as the *Florida Department of Transportation* or the *Federal Highway Administration, Federal Transit Administration, Federal Aviation Administration, or Federal Motor Carrier Safety Administration* may direct as a means of enforcing such provisions including sanctions for noncompliance, provided, however, that, in the event a contractor becomes involved in, or is threatened with, litigation with a sub-contractor or supplier as a result of such direction, the contractor may request the *Florida Department of Transportation* to enter into such litigation to protect the interests of the *Florida Department of Transportation*, and, in addition, the contractor may request the United States to enter into such litigation to protect the interests of the United States.
- (7.) **Compliance with Nondiscrimination Statutes and Authorities:** Title VI of the Civil Rights Act of 1964 (42 U.S.C. § 2000d et seq., 78 stat. 252), (prohibits discrimination on the basis of race, color, national origin); and 49 CFR Part 21; The Uniform Relocation Assistance and Real Property Acquisition Policies Act of 1970, (42 U.S.C. § 4601), (prohibits unfair treatment of persons displaced or whose property has been acquired because of Federal or Federal-aid programs and projects); Federal-Aid Highway Act of 1973, (23 U.S.C. § 324 et seq.), (prohibits discrimination on the basis of sex); Section 504 of the Rehabilitation Act of 1973, (29 U.S.C. § 794 et seq.), as amended, (prohibits

STATE OF FLORIDA DEPARTMENT OF TRANSPORTATION  
**METROPOLITAN PLANNING ORGANIZATION**

525-010-02  
POLICY PLANNING  
OGC - 11/21  
M. P. O.

discrimination on the basis of disability); and 49 CFR Part 27; The Age Discrimination Act of 1975, as amended, (42 U.S.C. § 6101 et seq.), (prohibits discrimination on the basis of age); Airport and Airway Improvement Act of 1982, (49 USC § 471, Section 47123), as amended, (prohibits discrimination based on race, creed, color, national origin, or sex); The Civil Rights Restoration Act of 1987, (PL 100-209), (Broadened the scope, coverage and applicability of Title VI of the Civil Rights Act of 1964, The Age Discrimination Act of 1975 and Section 504 of the Rehabilitation Act of 1973, by expanding the definition of the terms "programs or activities" to include all of the programs or activities of the Federal-aid recipients, sub-recipients and contractors, whether such programs or activities are Federally funded or not); Titles II and III of the Americans with Disabilities Act, which prohibit discrimination on the basis of disability in the operation of public entities, public and private transportation systems, places of public accommodation, and certain testing entities (42 U.S.C. §§ 12131 -- 12189) as implemented by Department of Transportation regulations at 49 C.F.R. parts 37 and 38; The Federal Aviation Administration's Non-discrimination statute (49 U.S.C. § 47123) (prohibits discrimination on the basis of race, color, national origin, and sex); Executive Order 12898, Federal Actions to Address Environmental Justice in Minority Populations and Low-Income Populations, which ensures non-discrimination against minority populations by discouraging programs, policies, and activities with disproportionately high and adverse human health or environmental effects on minority and low-income populations; Executive Order 13166, Improving Access to Services for Persons with Limited English Proficiency, and resulting agency guidance, national origin discrimination includes discrimination because of limited English proficiency (LEP). To ensure compliance with Title VI, you must take reasonable steps to ensure that LEP persons have meaningful access to your programs (70 Fed. Reg. at 74087 to 74100); Title IX of the Education Amendments of 1972, as amended, which prohibits you from discriminating because of sex in education programs or activities (20 U.S.C. 1681 et seq).

**Exhibit "D"**  
**CONTRACT PAYMENT REQUIREMENTS**  
**Florida Department of Financial Services, Reference Guide for State Expenditures Cost**  
**Reimbursement Contracts**

Invoices for cost reimbursement contracts must be supported by an itemized listing of expenditures by category (salary, travel, expenses, etc.). Supporting documentation shall be submitted for each amount for which reimbursement is being claimed indicating that the item has been paid. Documentation for each amount for which reimbursement is being claimed must indicate that the item has been paid. Check numbers may be provided in lieu of copies of actual checks. Each piece of documentation should clearly reflect the dates of service. Only expenditures for categories in the approved agreement budget may be reimbursed. These expenditures must be allowable (pursuant to law) and directly related to the services being provided.

Listed below are types and examples of supporting documentation for cost reimbursement agreements:

**Salaries:** Timesheets that support the hours worked on the Project or activity must be kept. A payroll register, or similar documentation should be maintained. The payroll register should show gross salary charges, fringe benefits, other deductions and net pay. If an individual for whom reimbursement is being claimed is paid by the hour, a document reflecting the hours worked times the rate of pay will be acceptable.

**Fringe benefits:** Fringe benefits should be supported by invoices showing the amount paid on behalf of the employee, e.g., insurance premiums paid. If the contract specifically states that fringe benefits will be based on a specified percentage rather than the actual cost of fringe benefits, then the calculation for the fringe benefits amount must be shown. Exception: Governmental entities are not required to provide check numbers or copies of checks for fringe benefits.

**Travel:** Reimbursement for travel must be in accordance with s. 112.061, F.S., which includes submission of the claim on the approved state travel voucher along with supporting receipts and invoices.

**Other direct costs:** Reimbursement will be made based on paid invoices/receipts and proof of payment processing (cancelled/processed checks and bank statements). If nonexpendable property is purchased using state funds, the contract should include a provision for the transfer of the property to the State when services are terminated. Documentation must be provided to show compliance with DMS Rule 60A-1.017, F.A.C., regarding the requirements for contracts which include services and that provide for the contractor to purchase tangible personal property as defined in s. 273.02, F.S., for subsequent transfer to the State.

**Indirect costs:** If the contract stipulates that indirect costs will be paid based on a specified rate, then the calculation should be shown. Indirect costs must be in the approved agreement budget and the entity must be able to demonstrate that the costs are not duplicated elsewhere as direct costs. All indirect cost rates must be evaluated for reasonableness and for allowability and must be allocated consistently.

**Contracts between state agencies may submit alternative documentation to substantiate the reimbursement request, which may be in the form of FLAIR reports or other detailed reports.**

The Florida Department of Financial Services, online Reference Guide for State Expenditures can be found at this web address <https://www.myfloridacfo.com/Division/AA/Manuals/documents/ReferenceGuideforStateExpenditures.pdf>.

**AGENDA ITEM # 7**  
**FINAL - DRAFT FY 2022/2023 - FY 2026/2027 TRANSPORTATION**  
**IMPROVEMENT PROGRAM (TIP)**

**Purpose:** Review, comment and recommend the MPO Board Adopt the Final - Draft FY 2022/2023 - FY 2026/2027 Transportation Improvement Program (TIP)

**Presented by:** MPO Staff

**Discussion:**

Federal and State legislation require MPOs to adopt a 5-year Transportation Improvement Program (TIP). The TIP outlines federal and state capital improvements for transportation and is a staged, multi-year, intermodal program of transportation projects that is consistent with the MPO Long Range Transportation Plan (LRTP). The Technical and Citizens' Advisory Committees formally review the development of the TIP.

The Charlotte County-Punta Gorda MPO is scheduled to review and adopt the TIP at the May 16, 2022, MPO Board Meeting. The Draft Charlotte County-Punta Gorda MPO TIP for FY 2022/2023 - FY 2026/2027 is Attachment 1. The MPO Board adopted the project priorities listed in this TIP on May 18, 2021.

The Charlotte County-Punta Gorda MPO entered into an interlocal agreement with Sarasota – Manatee MPO and Lee County MPO, formalizing and specifying regional planning projects along with time frames to produce those projects. The agreement calls for each MPO to identify regional priorities and include those projects in the respective MPO's TIP. Those priorities that were adopted last year are included, in accordance with the interlocal agreement in the TIP.

**Recommendation:** Motion to recommend the MPO Board adopt the Final - Draft FY 2022/2023 - FY 2026/2027 Transportation Improvement Program (TIP)

**Attachment:** [Final - Draft FY 2022/2023 - FY 2026/2027 Charlotte County-Punta Gorda MPO Transportation Improvement Program \(TIP\)](#)

# CHARLOTTE COUNTY-PUNTA GORDA METROPOLITAN PLANNING ORGANIZATION

## TRANSPORTATION IMPROVEMENT PROGRAM FISCAL YEARS 2022/2023 - 2026/2027



ADOPTED MAY 16, 2022

The preparation of this document has been financed in part through a grant from The U.S. Department of Transportation (Federal Highway Administration)

In cooperation with

The Florida Department of Transportation,

The City of Punta Gorda Public Works Department; and Charlotte County Public Works Division  
The Charlotte County Budget Office, Community Development Department, Transit Department and the  
Charlotte County Airport Authority

# TABLE OF CONTENTS

## CC-PG MPO TRANSPORTATION IMPROVEMENT PROGRAM

### FY 2022/2023 - 2026/2027

<b>SECTION - I</b> .....	<b>I</b>
RESOLUTION.....	I-1
<b>SECTION - II</b> .....	<b>II</b>
<b>EXECUTIVE SUMMARY</b> .....	<b>II-1</b>
PURPOSE .....	II-1
FINANCIAL PLAN.....	II-1
PROJECT SELECTION .....	II-1
CONSISTENCY WITH OTHER PLANS.....	II-1
PROJECT PRIORITIES .....	II-2
TABLE -1 CHARLOTTE COUNTY-PUNTA GORDA MPO HIGHWAY PROJECT PRIORITIES 2021 .....	II-3
TABLE - 2 TRANSPORTATION SYSTEM MANAGEMENT/CONGESTION MITIGATION PROJECTS 2021.....	II-4
TABLE - 3 TRANSPORTATION ALTERNATIVES LOCAL/REGIONAL PROJECTS 2021.....	II-6
TABLE 4&5 REGIONAL MULTI-MODAL TRANSPORTATION REGIONAL INCENYTYVE PROJECTS .....	II-8
& REGIONAL TRAILS PROJECTS PRIORITIES	
TABLE – 6 REGIONAL HIGHWAY PROJECT PRIORITIES WITH LEE MPO .....	II-10
TABLE – 7 REGIONAL HIGHWAY SYSTEM PROJECTS - SARASOTA/MANATEE COUNTIES.....	II-11
MAJOR PROJECTS IMPLEMENTED/IN PROGRESS.....	II-12
2022 THROUGH 2026 SUMMARY OF ADDITIONS, RESCHEDULING AND DELETIONS.....	II-13
PUBLIC INVOLVEMENT: .....	II-14
PREVIOUS CONFORMING PROJECTS .....	II-14
CERTIFICATION .....	II-14
<b>SECTION III</b> .....	<b>III</b>
PROJECT LOCATION MAP.....	III-1
PROJECT TABLES DRAFT TENTATIVE WORK PROGRAM.....	III-2
<b>SECTION IV</b> .....	<b>IV</b>
<b>PROJECTS LISTING FOR FIVE FISCAL YEARS INCLUDING FUNDING SUMMARY</b> .....	<b>IV-1</b>
PROJECTS ON THE STRATEGIC INTERMODAL SYSTEM (SIS).....	IV-1
NON-SIS PROJECTS.....	IV-2
TIP FISCAL CONSTRAINT-PROJECTED AVAILABLE REVENUE.....	IV-2
5 YEAR TIP FUNDING SUMMARY. ....	IV-3
<b>PERFORMANCE MEASURES</b> .....	<b>IV-4</b>
BACKGROUND .....	IV-5

SAFETY MEASURES (PM1) .....	V-6
PAVEMENT AND BRIDGE CONDITION MEASURES (PM2).....	IV-11
PAVEMENT AND BRIDGE PERFORMANCE TARGETS .....	IV-13
SYSTEM PERFORMANCE, FREIGHT, AND CONGESTION MITIGATION & AIR QUALITY IMPROVEMENT PROGRAM MEASURES (PM3) .....	IV-17
LOTTR MEASURES .....	IV-17
TTTR MEASURE.....	IV-18
SYSTEM PERFORMANCE AND FREIGHT TARGETS .....	IV-19
<b>TRANSIT ASSET MANAGEMENT AND CAPITAL ASSET STATE OF GOOD REPAIR. ....</b>	<b>IV-21</b>
<b>TENTATIVE WORK PROGRAM REPORT HIGHWAYS.....</b>	<b>IV-39</b>
<b>MAINTENANCE PROJECTS. ....</b>	<b>IV-43</b>
<b>MISCELLANEOUS .....</b>	<b>IV-45</b>
<b>SECTION V .....</b>	<b>V</b>
CHARLOTTE COUNTY CAPITAL IMPROVEMENTS PROGRAM .....	V-1
<b>SECTION VI.....</b>	<b>VI</b>
CITY OF PUNTA GORDA CAPITAL IMPROVEMENTS PROGRAM.....	VI-1
<b>SECTION VII .....</b>	<b>VII</b>
TRANSIT AND PLANNING PROJECTS .....	VII-1
TRANSPORTATION PLANNING.....	VII-3
<b>SECTION VIII.....</b>	<b>VIII</b>
AVIATION PROJECTS .....	VIII-1
<b>SECTION IX.....</b>	<b>IX</b>
2021 FEDERAL OBLIGATIONS .....	IX-1
<b>SECTION X .....</b>	<b>X</b>
TIP AMENDMENTS .....	X-1
<b>APPENDIX - A .....</b>	<b>A</b>
ACRONYMS AND FDOT FUNDING CODES.....	A-1
<b>APPENDIX- B .....</b>	<b>B</b>
PUBLIC COMMENTS .....	B-1

# **SECTION – I**





**RESOLUTION  
NUMBER 2022-03**

**A RESOLUTION OF THE CHARLOTTE COUNTY-PUNTA GORDA  
METROPOLITAN PLANNING ORGANIZATION BOARD APPROVING  
THE TRANSPORTATION IMPROVEMENT PROGRAM FOR FISCAL  
YEAR (FY) 2022/2023 THROUGH FY 2026/2027.**

**RECITALS**

WHEREAS, the Charlotte County-Punta Gorda Metropolitan Planning Organization (“MPO”) is required by Section 339.175(8) (a) Florida Statutes to develop an annually updated Transportation Improvement Program; and

WHEREAS, the MPO has reviewed the proposed Transportation Improvement Program and determined that it is consistent with its adopted plans and programs; and

WHEREAS, the MPO has approved said Transportation Improvement Program for Fiscal Year 2022/2023 through FY 2026/2027 on May 16, 2022; and

WHEREAS, in accordance with the Florida Department of Transportation (FDOT) directive and procedures, the Transportation Improvement Program must be accompanied by an endorsement of the MPO Board indicating MPO Board approval of the Program.

NOW THEREFORE, BE IT RESOLVED, by the Charlotte County-Punta Gorda Metropolitan Planning Organization Board that the Transportation Improvement Program for FY 2022/2023 through FY 2026/2027 is hereby approved.


PASSED AND DULY ADOPTED this 16<sup>th</sup> day of May 2022.

CHARLOTTE COUNTY-PUNTA GORDA  
METROPOLITAN PLANNING ORGANIZATION

By: \_\_\_\_\_  
Christopher G. Constance, MD, Chairman

ATTEST:

APPROVED AS TO FORM  
AND LEGAL SUFFICIENCY:

By:   
D'juan L. Harris  
Designated Clerk of the MPO Board

By:   
Janette S. Knowlton, County Attorney  
LR22-0211 

## **SECTION – II**

## **EXECUTIVE SUMMARY**

The Transportation Improvement Program (TIP) is a staged, multi-year, intermodal program of transportation projects which is consistent with the Long-Range Transportation Plan (LRTP), [23 Code of Federal Regulation [C.F.R.] Part 450]. The Metropolitan Planning Organization (MPO) through a continuing, comprehensive and cooperative effort also known as 3-C process develops the TIP which is a primary obligation of the MPO as required by 23 United States Code (U.S.C.) 134(j) and (k) (3) and (4); 23 C.F.R. Part 450 Sections 320,322(c),324,326,328,330, and 332; 23 C.F.R.500.109, 500.110, 500.111(congestion management) and subsection 339.175(6) and (8), Florida Statutes (F.S.), and the Fixing America’s Surface Transportation (FAST) Act. The FY 2022/2023 through 2026/2027 TIP includes: a resolution endorsing the plan by the MPO Board; executive summary; project location map; five year federally funded project lists including funding summary; local road project lists for five fiscal years; transit and transportation disadvantaged section; aviation section; maintenance and transportation planning projects section; and a section for adopted amendments to the TIP.

### **Purpose**

The purpose of the TIP is to provide a prioritized listing of transportation projects within Charlotte County and the City of Punta Gorda covering a period of five years that is consistent with the adopted 2045 Charlotte County-Punta Gorda LRTP. The TIP identifies all transportation projects funded by Title 23 U.S.C. and Title 49 U.S.C. The TIP contains all regionally significant transportation projects including highways, aviation, pedestrian and bicycle facilities, and transportation disadvantaged projects regardless of funding source. The costs are presented in “year of expenditure” (YOE) using inflation factors provided by Florida Department of Transportation (FDOT), District One. The TIP ensures coordination for transportation improvements by local, state, and federal agencies.

### **Financial Plan**

The TIP serves as a five-year [subsection 339.175(8) (1), F.S.] financially feasible program of improvements to all modes of transportation within Charlotte County and the City of Punta Gorda. The TIP is developed in cooperation with the FDOT and public transit operators [23 C.F.R. 450.324(a)]. The federally funded projects identified in the TIP can be implemented using reasonably expected current and proposed revenue sources based on the State Tentative Work Program and locally dedicated transportation revenues (see Table on page IV-2 and IV-3 that shows total funds and funding sources programmed by year). The TIP projects are financially constrained and able to be implemented for each year using Year of Expenditure (YOE) dollars. YOE dollars are adjusted for inflation from the present time to the expected year of construction. Planning regulations require that revenue and cost estimates in the TIP must use inflation or growth rate(s) to reflect “year of expenditure dollars,” based on reasonable financial principles and information, developed cooperatively by the State of Florida, MPOs, and public transit operators.

## **Project Selection**

The TIP is developed to meet the federal and state TIP requirements in 23 C.F.R. 450.330(b) as designated in the MPO Program Management Handbook updated July 30, 2021. It has been compiled from the FDOT Tentative Work Program, the individual Capital Improvement Programs (CIPs) and project priorities developed by Charlotte County, the Charlotte County transit in cooperation with the MPO, the City of Punta Gorda, the Charlotte County Airport Authority, and FDOT.

## **Consistency with Other Plans**

The Charlotte County-Punta Gorda MPO was created in 1992 and adopted its first Long Range Transportation Plan in December of 1995. All projects listed in the current TIP are consistent with the 2045 Long Range Transportation Plan, the Charlotte County Comprehensive Plan (Smart Charlotte 2050 adopted July 20, 2010), the City of Punta Gorda Comprehensive Plan 2040, the 2018 Charlotte County Airport Master Plan, the Charlotte County Ten Year Transit Development Plan and the MPO's Public Participation Plan (PPP). MPO plan details can be found on the MPO's website at [www.ccmppo.com](http://www.ccmppo.com).

## **Project Priorities**

The MPO's priority listing of projects (Tables 1 to 6) was developed to provide FDOT with a sequence of projects for advancement in their Work Program as it is updated during the next Work Program development cycle. The MPO's priorities listed were adopted by the MPO Board on May 17, 2021, based on the LRTP Cost Feasible Plan for the 2045 horizon and recommendations from the MPO's Technical Advisory Committee (TAC), Citizens Advisory Committee (CAC) and Bicycle Pedestrian Advisory Committee (BPAC). The Congestion Mitigation/Transportation Systems Management (CM/TSM) is described in the MPO's 2045 LRTP, Chapter 6. The MPO's Congestion Management Process established in the 2035 LRTP, identified US 41 as the main congested arterial in Charlotte County. Based on a US 41 corridor study completed in 2009, certain US 41 intersections have been prioritized and programmed for funding with CM/TSM funds (Table 2). Upon completion of the US 41 intersection improvements, the Number One Congestion Management project is the Intelligent Transportation System (ITS) County-wide Master Plan Communications System. SR 776 Corridor study initiated by FDOT is adopted by the MPO Board at the October 18, 2021. The Study identified various intersections for future prioritization and programming for CM/TSM funds. A quantitative roadway project prioritization process helped guide the selection of projects of the LRTP Cost Feasible Plan. The project selection criteria can be found in the Charlotte County-Punta Gorda LRTP Chapter 8 Table 8-2: 2045 LRTP Project Prioritization Evaluation Criteria ([www.ccmppo.com](http://www.ccmppo.com)). Project selection also factored in: Strategic Intermodal System (SIS) facilities, its connectors and other regionally significant facilities; community concerns; public involvement; and state comprehensive planning rules. These local criteria include urban service area strategies, hurricane evacuation, traffic circulation, environmental benefit, freight movement, right of way protection, and continuity of capital programming. TIP projects selected and programmed for funding are consistent with federal requirements and the FDOT's Tentative Work Program and are financially feasible for the

appropriate funding categories. The numbered project priorities in the tables below represent the MPO's project priorities by project and the next phase of project implementation.

TABLE 1

2021 HIGHWAY PROJECT PRIORITIES

RANK	FPN	PROJECT NAME	FROM	TO	TYPE OF WORK	JURISDICTION	UNFUNDED PHASE	REQUESTED FUNDS (In Mil)	LOCAL FUNDS (In Mil)	TOTAL COST (PDC)	2022	2023	2024	2025	2026	COMMENTS	
1	2050 Long Range Transportation Plan (LRTP) Update, \$400,000.00 requested for FY 2023//2024 funds from SL funds STP, Areas <= 200K to augment PL Funds. (MPO anticipates the population of Charlotte County to exceed 200k triggering the federal requirements of a TMA that may necessitate additional planning funds to support the 2050 LRTP development needs).																
2	4349653	Harbor View Rd <sup>1</sup>	Melbourne St	Date St	Road widening from 2-lane to 4-lane	CHARLOTTE COUNTY	CST	\$4.00	\$8.25	\$45.63		\$6.38			\$31.90	Based on the FDOTs discussion with County Administration the project limits are changed with new # 4349653	
3	<del>434965-1</del> 434965-2	Harbor View Rd <sup>1</sup>	Date St	I-75	Road widening from 2-lane to 4-lane	CHARLOTTE COUNTY	ROW&CST	\$4.0		TBD					TBD	ROW Estimated approximately \$5 million and CST cost yet to be determined	
4		Edgewater Dr / Flamingo Blvd Ext <sup>1</sup>	Midway Blvd	Collingswood Blvd	Road widening from 2-lane to 4-lane	CHARLOTTE COUNTY	PE, ROW&CST	\$2.20		\$38.08						County is requested \$2.2 million towards PE	
5		SR 776	Sarasota County Line	US 41	Corridor study to gather/analyze crash data and prioritize improvements based on the recommendations from the Study						TBD						Number 10, SR 776 FPN # 4444851 is deferred until further notice from FDOT
6	435563 1	N. Jones Loop Rd <sup>1</sup>	Burnt Store Rd	Piper Rd	Planning Feasibility Study to perform a PD&E for widening from 4-Lane to 6-Lane	CHARLOTTE COUNTY	PE& CST			\$45.09	\$1.22					PD&E Underway	

<sup>1</sup> Regional projects

<sup>2</sup> TAP Project on SUN Trail network system

PE- Design

ROW- Right Of Way

New Project

PD&E - Project Development & Environment

CST - Construction

TABLE 2

2021 TRANSPORTATION SYSTEM MANAGEMENT/ CONGESTION MITIGATION PROJECTS

RANK	FPN#	PROJECT NAME	JURISDICTION	TYPE OF WORK	UNFUNDED PHASE	REQUESTED FUNDS (In Mil)	LOCAL FUNDS (In Mil)	TOTAL COST-PDC (in Mil)	2022	2023	2024	2025	2026	Comments
1	4463931	Add turn lanes on SR 776 @ Charlotte Sports Park <sup>1</sup>	CHARLOTTE COUNTY	Intersection Improvements	CST			\$0.82				\$0.15		County is requesting CST funds
	4463401	SR 776 @ Flamingo Blvd- Intersection modifications	CHARLOTTE COUNTY	Intersection Improvements								\$1.46		Funded - Flamingo Blvd to make a connection to SR776. A box culvert under Flamingo Blvd and making the traffic signal for a 4 way intersection
2		Add turn lanes on SR 776 @ Gulf Stream Blvd	CHARLOTTE COUNTY	Intersection Improvements	PE & CST			\$0.91						To be discussed with county and FDOT
3		Add turns lanes @ SR 776 @ Biscayne Blvd	CHARLOTTE COUNTY	Intersection Improvements	PE & CST	\$0.80		\$0.80						County is requesting PE & CST funds
4		Add turn lanes on SR 776 @ Cornelius Blvd <sup>1</sup>	CHARLOTTE COUNTY	Intersection Improvements	PE & CST	\$0.60		\$0.60						County is requesting PE & CST funds
5		US 41 @ Easy St	CHARLOTTE COUNTY	Intersection Improvements	PE & CST									County is requesting PE & CST funds
6		Add turn lanes US 41 @ Forrest Nelson Blvd / Crestview Cir	CHARLOTTE COUNTY	Intersection Improvements	PE & CST			\$0.62						County is requesting PE & CST funds
7		Add turn lanes on SR 776 @ Jacobs St <sup>1</sup>	CHARLOTTE COUNTY	Intersection Improvements	PE & CST	\$0.60		\$0.60						County is requesting PE & CST funds
8		Add turn lanes US 41 @ Carousel Plaza	CHARLOTTE COUNTY	Intersection Improvements	PE & CST			\$0.62						County is requesting PE & CST funds
9		SR 31 @ CR 74	CHARLOTTE COUNTY	Intersection Improvements	CST			4.39		\$0.51			\$4.39	Funded through CST- Will be removed
10		Add turn lanes US 41 @ Aquiesta Dr	CITY OF PUNTA GORDA	Intersection Improvements	PE&CST			TBD						City is requesting PE & CST Funds
		County wide ITS master plan implementation	CHARLOTTE COUNTY	County wide ITS improvements	PE, ROW, CST	TBD		TBD						The ITS master plan study was initiated to evaluate the County's information, communication and technology systems and to determine future needs.

<sup>1</sup> Regional projects

<sup>2</sup> TAP Project on SUN Trail network system

PE- Design

ROW- Right Of Way

New Project

PD&E - Project Development & Environment

CST - Construction

Notes:All projects costs are in millions

## **Regional Multi-Modal Transportation System Project Priorities**

Regional Multi-Modal Transportation System Project Priorities are included in accordance with the *Inter-local Agreement for Joint Regional Transportation Planning and Coordination*, with Sarasota/Manatee MPO and the Lee County MPO. The Joint Regional Multi-Modal Transportation System was developed using agreed upon criteria (i.e. SIS, Emerging SIS, SIS Connectors, principal roadways that connect non-SIS freight and passenger inter-modal hubs, designated hurricane arterial evacuation routes, etc.) to identify regionally significant facilities. Charlotte County's Regional Highway Project Priorities are noted as "Regional Project" in the "**Project**" column of Table 1 (above). Charlotte County Transportation System Management / Congestion Mitigation Projects and Transportation Alternative Program (TAP) Regional Projects as required by FDOT District One directives were developed and are listed below in Table 2&3. The Regional Sarasota/Manatee MPO's Project lists are listed below in Table 4 &5 for Transportation Regional Incentive Program (TRIP) and TAP projects and Transportation Regional Incentive Program (TRIP) for Charlotte County-Punta Gorda MPO and Lee MPO are listed below in Table 6; and in Table 7 for the Regional Highway projects.



TABLE 3

2021 TRANSPORTATION ALTERNATIVES LOCAL/REGIONAL PROJECTS

RANK	FPN	PROJECT NAME	FROM	TO	JURISDICTION	TYPE OF WORK	UNFUNDED PHASE	REQUESTED FUNDS (In Mil)	LOCAL FUNDS (In Mil)	TOTAL COST (PDC)	2022	2023	2024	2025	2026	COMMENTS
1	4351052	Taylor Rd - Phase I	N.Jones Loop Rd	Airport Rd	CHARLOTTE COUNTY	Multi Use Recreational Trail (MURT ) with 8 feet side walk	ROW&CST			\$4.94			\$0.66			Cost Estimate from WGI Consultant
2	4351051	Taylor Rd - Phase II	US 41 SB	N. Jones Loop Rd	CHARLOTTE COUNTY	Multi Use Recreational Trail (MURT ) with 8 feet side walk	PE&ROW&CST			\$4.92						Cost Estimate from WGI Consultant
3		US 41	Sidewalks - Morningside Drive	Sarasota County line	CHARLOTTE COUNTY	Multi Use Recreational Trail (MURT ) with 8 feet side walk	PE & CST									Total Project, segments are below
3A	4463911	US 41 Eastside <sup>1,2</sup>	Melbourne St	Kings Hwy	CHARLOTTE COUNTY	Planning Study -Multi Use Recreational Trail (MURT ) with 8 feet side walk	PE & CST			TBD				\$0.150		Funded for Study under Highways FPN # 4463911. Out come shall be determined.
3B		US 41 Eastside <sup>1,2</sup>	Kings Hwy	Conway Blvd	CHARLOTTE COUNTY	Multi Use Recreational Trail (MURT ) with 8 feet side walk	PE & CST			TBD						Need costs for PE & CST
3C	4382621	US 41 Eastside <sup>1,2</sup>	Conway Blvd	Midway Blvd	CHARLOTTE COUNTY	Multi Use Recreational Trail (MURT ) with 8 feet side walk	CST			\$4.44	\$0.840	\$0.030				CST Deferred beyond 2026
3D		US 41 Westside&East Side	Tuckers Grade	Taylor Rd	CHARLOTTE COUNTY	Multi Use Recreational Trail (MURT ) with 8 feet side walk	PE & CST			TBD						Added East side to the project Need costs for PE & CST
3E		US 41 Westside	Morningside Dr	Tuckers Grade	CHARLOTTE COUNTY	Multi Use Recreational Trail (MURT ) with 8 feet side walk	PE & CST			TBD						Need costs for PE & CST
3F		US 41 Westside	Taylor Rd	Burnt Store Rd	CHARLOTTE COUNTY	Multi Use Recreational Trail (MURT ) with 8 feet side walk	PE & CST			TBD						Need costs for PE & CST
4		Cooper St	Airport Rd	E.Marion Ave	CITY OF PUNTA GORDA	Complete Streets includes sidewalks, bike lanes, paved shoulders, frequent and safe crossing opportunities, accessible pedestrian signals, curb extensions, narrower travel lanes, roundabouts	PE & CST	1.67	\$1.50	\$3.17						
5		Sibley Bay ( Trails and Way Finding)	Bayshore Rd	US 41	CHARLOTTE COUNTY	Trails and Way Findings in Charlotte Harbor CRA	PE & CST	\$0.845		\$0.845						Need Cost estimates from the County. Discussion required with Sunseekers
6		E. Elckam Blvd	US 41	Midway Blvd	CHARLOTTE COUNTY	Street Lights & Pedestrian Bridge in Parkside CRA	PE & CST	\$1.720		\$1.720						Need costs for PE & CST- Confirm with County
7	4415241	US 41	Williams St	Peace River Bridge	CITY OF PUNTA GORDA	Resurfacing Project- Complete Streets includes sidewalks, bike lanes, paved shoulders, frequent and safe crossing opportunities, accessible pedestrian signals, curb extensions, narrower travel lanes, roundabouts	CST			\$6.11	\$0.21		\$5.90			Need costs for PE & CST
8		Shreve St	Airport Rd/Pompano Terrace	Virginia Ave/Linear Park	CITY OF PUNTA GORDA	Complete Streets includes sidewalks, bike lanes, paved shoulders, frequent and safe crossing opportunities, accessible pedestrian signals, curb extensions, narrower travel lanes, roundabouts	PE & CST	\$0.30	\$0.30	\$0.60						
9		Harbor Walk Phase IV	Harbor walk @ US 41 NB		CITY OF PUNTA GORDA	Bridge Underpass & Lighting	PE & CST	\$0.12	\$0	\$0.14						Need costs for PE & CST
10		Harborwalk Phase II	ADA ramps at US 41 SB			US 41 SB at the Albert Gilchrist Bridge connecting the City's Harborwalk to the existing US 41 SB sidewalk	PE& CST	\$3.67	\$0.09	\$3.76						
11		US 41 NB <sup>1</sup>	Multi Use Recreational Trail bridge over Alligator Creek - South branch		CITY OF PUNTA GORDA	Bicycle/Ped Bridge	CST	\$1.736		\$1.74					\$0.29	

<sup>1</sup> Regional projects

<sup>2</sup> TAP Project on SUN Trail network system

PE- Design

PD&E - Project Development & Environment

ROW- Right Of Way

CST - Construction

New Project

Notes:All projects costs are in millions

**TABLE 4**  
**2021 TRANSPORTATION REGIONAL INCENTIVE PROGRAM (TRIP) PROJECT**  
**PRIORITY LIST**  
**CHARLOTTE COUNTY-PUNTA GORDA MPO - SARASOTA/MANATEE MPO**

Draft - January 2021 2021 TRANSPORTATION REGIONAL INCENTIVE PROGRAM (TRIP) PROJECT PRIORITY LIST CHARLOTTE COUNTY-PUNTA GORDA MPO - SARASOTA/MANATEE MPO			
Priority Rank	Project	Jurisdiction	TRIP Funds Requested
1	Moccasin Wallow from I-75 to US 301	Manatee County	\$33,353,750
2	Harborview Rd from Melbourne St to Date St	Charlotte County	\$4,000,000
3	Edgewater Dr/Flamingo Blvd Extension from Midway Blvd to Collingswood Blvd	Charlotte County	2,200,000
4	Jones loop Rd from Burnt Store Rd to Piper Rd	Charlotte County	TBD

The Charlotte County-Punta Gorda MPO and Sarasota/Manatee MPO interlocal agreement for joint regional transportation planning and coordination, asks that FDOT attempt to award funding on an equitable basis among the three counties (Charlotte, Manatee and Sarasota) when funding new TRIP projects.

**TABLE 5**

**JOINT REGIONAL TRAILS PROJECT PRIORITY LIST CHARLOTTE COUNTY-  
PUNTA GORDA MPO - SARASOTA/MANATEE MPO**

<b>Adopted June 27, 2016</b> <b>2016 JOINT REGIONAL TRAILS PROJECT PRIORITY LIST</b> <b>CHARLOTTE COUNTY-PUNTA GORDA MPO - SARASOTA/MANATEE MPO</b>			
Priority Rank	Project	Jurisdiction	RTAP funds Requested
1	<b>Legacy Trail, Osprey Junction Trailhead (Legacy Trail at East end of Bay Street)</b> Design and construct a 10-ft. wide multi-use trail connecting Legacy Trail to Osprey Park, including parking, restrooms and additional amenities.	Sarasota County	\$2,000,000
2	<b>US 41 Sidewalks</b> (Morningside Drive to Sarasota County), 8-foot sidewalk, PE/Construction). Next segment: a. US 41 East side (Conway Blvd to Midway Blvd.), 8-foot sidewalk, estimated cost \$1.88 Million	Charlotte County	\$1,880,000
3	<b>Willow-Ellenton Greenway Multi-Use Trail from US 301 (Ellenton) to US 301 (Parrish)</b> Design and construction of enhanced trail system for pedestrians and bicycles adjacent to the railroad tracks from Ellenton-Gillette Rd to Erie Rd.	Manatee County	\$10,399,451
4	<b>US 41 Multi-Use Recreational Trail (MURT) Bridge</b> Design and Construct bicycle/pedestrian bridge over Alligator Creek along US 41 MURT south of US 41 Burnt Store Road intersection.	City of Punta Gorda	\$1,600,000

**TABLE 6**

**2021 TRANSPORTATION REGIONAL INCENTIVE PROGRAM (TRIP) PROJECT  
PRIORITY LIST CHARLOTTE COUNTY-PUNTA GORDA MPO - LEE MPO**

Adopted by Lee MPO in May or June 2022  
Adopted by Charlotte County - Punta Gorda MPO in May 2022

Sponsor	Route	From	To	Proposed Improvement	Requested Phase	Total Cost	Requested TRIP Funds	Amount of TRIP Funds Prgrammed	Year Funded	2022 Joint Priority
Lee County	Burnt Store Rd	Van Buren Pkwy	Charlotte Co/L	2L to 4L	PE	\$8,320,000	\$4,100,000			
Charlotte County	Harborview RD	Melbourne St	Date St	2L to 4L	CST	\$45,630,000	\$4,000,000	TBD	2025/2026	
Lee County	Corkscrew Road	E. Ben Hil Griffin Road	Bella Terra	2L to 4L	CST	\$24,525,000	\$6,975,000	\$2,651,966	2021/2022	
Charlotte County	Edgewater Dr/Flamingo Blvd Ext.	Midway Blvd	Collingswood Blvd	2L to 4L	PE, CST	\$38,080,000	\$2,200,000			
Lee County	Ortiz Avenue	Colonial Blvd	SR 82	2L to 4L	CST	\$16,520,000	\$4,000,000			
Charlotte County	Jones loop Rd	US 41	Piper Rd	4L to 6L	PE, CST	\$45,020,000	TBD			
Lee County	Corkscrew Road	Bella Terra	Alico Road	2L to 4L	CST	\$16,068,000	\$4,000,000			
Lee County	Three Oaks Pkwy Ext.	Fiddlesticks Canal	Pony Drive	New 4L	CST	\$60,774,000	\$8,000,000			
Lee County	Three Oaks Pkwy	Pony Drive	Daniels Parkway	New 4L	CST	\$31,720,000	\$7,500,000			
Lee County	Ortiz Avenue	SR 82	Luckett Road	2L to 4L	CST	\$28,475,000	\$5,000,000			
Lee County	Alico Extension	Alico Road	SR 82	New 4L	CST	\$106,540,000	\$8,000,000			
Lee County	Ortiz Avenue	Luckett Road	SR 80	2L to 4L	CST	\$28,418,000	\$5,000,000			

The Charlotte County - Punta Gorda MPO and Lee MPO interlocal agreement for joint regional transportation planning and coordination, asks that FDOT attempt to award funding on an equitable basis among the two counties (Charlotte and Lee) when funding new TRIP projects.

TABLE 7

REGIONAL HIGHWAY TRANSPORTATION SYSTEM PROJECT PRIORITIES- SARASOTA/MANATEE COUNTIES

**2040 LONG RANGE TRANSPORTATION PLAN (LRTP) COST FEASIBLE PRIORITIES  
Regional Roadway Investments**

The regional roadway system includes roads that facilitate accessibility to the region's economic anchors, such as the downtowns, the port, and other key economic activity centers. These are the highest priority regional projects identified as financially feasible in the 2040 Long Range Transportation Plan (LRTP).

	Regional Roadway Rank	Local Requesting Jurisdiction	Project/Facility	Limits	Description of improvement	Phase Requested	Performance Measure	
							Score	Rank
Advancing	1	Manatee County	15th St East/ 301 Blvd (Center)	Magellan Drive to 49th Ave E	Multi Modal Capacity	Right of Way	7.00	3
	2	Manatee County	15th St East/ 301 Blvd (North)	49 <sup>th</sup> Ave E to US 41	Multi Modal Capacity	Right of Way	6.65	6
	3	Manatee County	15th St East/ 301 Blvd (South)	From Tallevast Rd to Magellan	Multi Modal Intersection Improvements	Right of Way	5.40	23
New	4	Sarasota County	TRIP: River Road (Phase 1)	US 41 to north of West Villages Pkwy	Multi Modal Intersection Improvements	Construction	5.70	20
	5	Sarasota County	River Road (Phase 2)	West Villages Pkwy to Center Road	Multi Modal Intersection Improvements	Right of Way	3.85	45
	6	Sarasota County	River Road (Phase 3)	Center Road to I-75	Multi Modal Capacity	Right of Way	3.75	48
	7	North Port	Price Boulevard	Sumter to North Port High School/ Heron Creek *	Multi Modal Capacity	Project Development & Environment	3.40	55

\*Limit change requires LRTP amendment

Sarasota/Manatee is working on updating the regional project priorities. Will be updated accordingly.

Major Projects Implemented				
Number	Jurisdiction	Phase	Project	FPN
1	County	CST	I-75 at CR 776 (Harbor View Road) - Landscaping	4411221
2	County	CST	I-75 at Tucker's Grade Interchange - Landscaping	4419291
3	County	CST	US 41 Sidewalk from Midway Blvd. to Enterprise Dr.	4353901
4	County	CST	Lighting US 41 from Rio Villa Dr. to Airport Rd.	4349881
5	County	ENV	SR 776 From Pinedale Drive to Myakka River	4415171
6	FDOT	Study	SR 776 Corridor Study from Sarasota County line to US 41	
7	FDOT	Study	SUN - Trail Feasibility Study from Myakka State Forest to US 41	4436021
8	County	PD&E	Harbor View Rd from Melbourne St to I-75	4349651
9	County	PD&E	Taylor Rd from N. Jones Loop Rd to Airport Rd	4351051
6	County	ROW & ENV	SR 31 from CR 74 (Roundabout)	4419501

Major Projects in Progress				
Number	Jurisdiction	Phase	Project	FPN
1	County	Design/Build	Harborwalk Phase II West Retta Esplanade from Maude St to Berry St -ADA	4381571
2	County	Design/Build	US 41 from Airport Rd to William St - Complete Streets	4402681
3	County	PD&E	Taylor road Sidewalk from US 41 to Airport Road	4351051
4	County	PD&E	North Jones Loop Rd from Burnt Store Rd to Piper Rd - Add lanes	4365631
5	County	PD&E	Cape Haze Pioneer Trail from Myakka State Forest to US 41(SR 45)	4436021
6	County	Design	SR 31 from CR 74 (Roundabout)	4419501
7	County	ROW & ENV	Tamiami Trail (SR 45) From William St To Peace River Bridge -Resurfacing	4415241
8	County	PE	Dynamic Message Sign I-75 from Lee County line to Sarasota County line	4420981
9	County	PE	SR 45 (US 41) Tamiami Trail from Conway Blvd to Midway Blvd-Sidewalk	4382621
10	County	CST	Burnt Store Rd add lanes and reconstruct from Zemel Rd to Notre Dame Blvd	4353881
11	County	CST	SR 776 From Pinedale Drive to Myakka River-Resurfacing	4415171
12	County	CST	Landscaping I-75 (SR 93) AT US 17	4390051
13	County	CST	SR 35 (US17) from Washington loop road to Desoto County line - Resurfacing	4415631
14	County	CST	SR 45 (US 41) from S of Payne St To N of Rio Villa Dr - Resurfacing	4444851
15	County	Study	Veterans Blvd from US 41 to Kings Hwy	
16	County	Design	Edgewater Dr/ Flamingo Blvd from Midway Blvd to SR 776	
17	County	PD&E	Burnt Store Rd from Vincent Ave ( Lee County Line) to Wallaby lane	4369281
18	FDOT	CST	I-75 at N. Jones Loop - Landscaping	4130427
19	County	Design	Harbor View Rd from Melbourne St to I-75	
20	County	Design	US 41 from Midway Blvd to Paulson Dr	4404421
21	FDOT	CST	I-75 at CR 769 ( Kings Hwy ) - Landscaping	4389961
22	County	Design	US 41 from Williams St to Peace River Bridge	4415241

**FLORIDA DEPARTMENT OF TRANSPORTATION**

**5 YEAR TRANSPORTATION PROGRAM**

**2022 THROUGH 2026 SUMMARY OF ADDITIONS, RESCHEDULINGS AND DELETIONS  
As of February 18, 2021**

**Charlotte County - Punta Gorda**

FLORIDA DEPARTMENT OF TRANSPORTATION 5 YEAR TRANSPORTATION WORK PROGRAM									
FPN #	Page #	Category	Description	Phase Description	Old Year	New Year	Sum of OLD	Sum of NEW	Comments
410141	3	ADDITIONS	CHARLOTTE COUNTY - PUNTA GORDA MPO TRANSIT PLANNING - 5305(D)	Planning		2026		\$93,434	New 5th year funding
410191	3	ADDITIONS	CHARLOTTE COUNTY TRANSIT FTA SECTION 5311 OPERATING ASSISTANCE	Operations		2026		\$165,600	New 5th year funding
410381	3	ADDITIONS	CHARLOTTE COUNTY STATE TRANSIT BLOCK GRANT OPERATING ASSISTANCE	Operations		2026		\$950,374	New 5th year funding
410451	3	ADDITIONS	CHARLOTTE COUNTY FTA SECTION 5307 CAPITAL ASSISTANCE SMALL URBAN	Capital		2026		\$1,544,954	New 5th year funding
4126651	7	ADDITIONS	CHARLOTTE COUNTY TRAFFIC SIGNALS REIMBURSEMENT	Operations		2026		\$338,170	New 5th year funding
4130427	8	DEFERS	I-75 (SR 93) AT N JONES LOOP ROAD INTERCHANGE	Construction	2023	2024	\$1,211,801	\$1,214,043	Landscaping Project; Deferred 1 year
4136251	9	ADDITIONS	PUNTA GORDA TRAFFIC SIGNALS REIMBURSEMENT	Operations		2026		\$131,741	New 5th year funding
4349652	7	DELETIONS	HARBORVIEW ROAD FROM MELBOURNE RD TO I-75	Right of Way	2023		\$9,789,848	\$0	Moved to FPN# 4349653
	7	DELETIONS	HARBORVIEW ROAD FROM MELBOURNE RD TO I-75	Utilities	2026		\$900,000	\$0	Moved to FPN# 4349653
4349653	8	ADDITIONS	HARBORVIEW ROAD FROM MELBOURNE ST TO DATE ST	Construction		2026	\$0	\$19,098,564	Segmented due to overall cost and limits
	8	ADDITIONS	HARBORVIEW ROAD FROM MELBOURNE ST TO DATE ST	Right of Way		2023	\$0	\$7,010,000	Segmented due to overall cost and limits
	8	ADDITIONS	HARBORVIEW ROAD FROM MELBOURNE ST TO DATE ST	Utilities		2026	\$0	\$12,900,000	Segmented due to overall cost and limits
4371051	8	ADDITIONS	CHARLOTTE TMC OPS FUND COUNTY WIDE	Operations		2026		\$90,000	New 5th year funding
4382621	11	DEFERS	SR 45 (US 41) TAMIAMI TRAIL FROM CONWAY BLVD TO MIDWAY BLVD	Construction	2025	2026	\$4,452,174	\$4,442,011	Deferred per Executive Management Direction
	11	DEFERS	SR 45 (US 41) TAMIAMI TRAIL FROM CONWAY BLVD TO MIDWAY BLVD	Construction	2026	Out	\$4,442,011	\$0	Deferred per Executive Management Direction
4390051	8	ADDITIONS	I-75 (SR 93) AT US 17	Construction		2022		\$1,026,000	Landscaping Project
4393165	15	ADDITIONS	CHARLOTTE CTY/PUNTA GORDA FY24/25 - FY25/26 UPWP	Planning		2026		\$456,791	New 5th year funding
4404421	10	DEFERS	SR 45 (US 41) FROM MIDWAY BLVD TO PAULSON DR	Construction	2024	2025	\$6,090,709	\$6,084,695	Deferred per Executive Management Direction
	10	DEFERS	SR 45 (US 41) FROM MIDWAY BLVD TO PAULSON DR	Utilities	2024	2025	\$1,000,000	\$1,000,000	Deferred per Executive Management Direction
	10	DEFERS	SR 45 (US 41) FROM MIDWAY BLVD TO PAULSON DR	Construction	2025	2026	\$6,084,695	\$6,264,780	Deferred per Executive Management Direction
	10	DEFERS	SR 45 (US 41) FROM MIDWAY BLVD TO PAULSON DR	Utilities	2025	2026	\$1,000,000	\$1,000,000	Deferred per Executive Management Direction
4415241	13	ADDITIONS	TAMIAMI TRAIL (SR 45) FROM WILLIAM ST TO PEACE RIVER BRIDGE	Right of Way		2022	\$0	\$160,000	Resurfacing Project
	13	DEFERS	TAMIAMI TRAIL (SR 45) FROM WILLIAM ST TO PEACE RIVER BRIDGE	Construction	2022	2024	\$2,405,740	\$5,989,754	Deferred for RoW
4419501	9	ADDITIONS	SR 31 FROM CR 74 TO CR 74	Construction		2026	\$0	\$4,394,165	Construction Phase programmed
	9	DEFERS	SR 31 FROM CR 74 TO CR 74	Right of Way	2021	2022	\$485,000	\$513,319	RoW deferred 1 year
4419791	5	ADDITIONS	CHARLOTTE COUNTY TRANSIT FTA SECTION 5307 OPERATING SMALL URBAN	Operations		2026		\$1,534,874	New 5th year funding
4419801	5	ADDITIONS	CHARLOTTE COUNTY TRANSIT FTA SECTION 5339 SMALL URBAN SS	Capital		2026		\$634,670	New 5th year funding
4449071	11	ADDITIONS	SR 776 (EL JOBEAN RD) FROM MYAKKA RIVER TO MURDOCK CIRCLE	Construction		2026	\$0	\$852,000	Landscaping Project
4465941	-	DEFERS	SR 776 (MCCALL RD) FROM CR 775 (PINE ST) TO SPINNAKER BLVD	Project Development &	2025	Out	\$2,001,000	\$0	Deferred per Executive Management Direction
4478521	12	ADDITIONS	STRUCTURAL STEEL BRIDGE PAINTING AT VARIOUS LOCATIONS	Construction		2022	\$0	\$1,181,701	Bridge Repair/Rehab

## **Public Involvement**

Charlotte County-Punta Gorda MPO's Public Participation Plan (PPP) stipulates requirements for TIP adoption, amending and setting project priorities taking into regard public comment and review. The Charlotte County-Punta Gorda MPO's TIP as well as the PPP can be found on the MPO's website at [www.ccmpto.com](http://www.ccmpto.com) under documents. Techniques used to reach citizens include: sending agendas/ announcements by mail and email to interested citizens from an MPO maintained contact database; advertising in local media and/or interviews with reporters; publishing an electronic newsletter; televising MPO Board meetings on the Charlotte County TV local government channel; advertising in local newspapers public meetings that are open for comments such as TAC, CAC, BPAC and MPO meetings. A Public Hearing is held prior to TIP adoption which is advertised at least 30 days prior to the Hearing for public comment. TAC, CAC, BPAC and MPO Meeting Agendas that include the draft TIP document and project priorities are made available for public review on the MPO's website and distributed to area libraries and newspapers. Charlotte County- Punta Gorda MPO will provide an opportunity for the public to comment on each project in the TIP. Comments received on projects received during the TIP public comment period will be addressed at the MPO Board and will be included as part of the record of public comments for each provider. Public comments received during the adoption are listed in the Appendix to the TIP.

## **Previous Conforming Projects**

In non-attainment and maintenance areas, the TIP must include either a list of all projects found to conform in the first three years of the previous TIP or reference the location in the accompanying Conformity Determination Report (CDR) where that list of conforming projects can be found. The Punta Gorda/Port Charlotte Urbanized Area is designated as an attainment area per the Environmental Protection Agency for which the National Ambient Air Quality Standards exist. Therefore, the conformance requirements do not apply and a CDR is not required prior to approval of this TIP.

## **Certification**

On March 8, 2022, a joint certification review was conducted by FDOT and the Charlotte County-Punta Gorda MPO. Certification statement and certification checklists were completed. The FDOT and MPO Chairman recommended that the MPO Area Transportation Planning Process for Charlotte County- Punta Gorda MPO be certified.



## **SECTION – III**



Map Source: FDOT Roads/Linear Referencing System DISCLAIMER: This map is for reference purposes only. FDOT assumes no responsibility for errors or omissions in the data.

**CAPACITY, RESURFACING, TRAFFIC OPERATIONS AND OTHER PROJECTS**

#	FPN	FACILITY	Phase	Fund	FY 22/23	FY 23/24	FY 24/25	FY 25/26	FY 26/27	
1	4436021	CAPE HAZE PIONEER TR FROM MYAKKA STATE FOREST TO US41(SR45)TAMIAMI TR Desc: BIKE PATH/TRAIL Project Length : 8.201 Begin Mile Post : 7.013 End Mile Post: 15.214	PDE	DIH	\$0	\$0	\$1,000	\$0	\$0	
			<b>Project Total:</b>		\$0	\$0	\$1,000	\$0	\$0	
2	4351052	CR 765A (TAYLOR RD) FROM N JONES LOOP TO AIRPORT RD PHASE I Desc: SIDEWALK Project Length : 2.920 Begin Mile Post : 0.675 End Mile Post: 3.595	PE	TALL	\$0	\$491,844	\$0	\$0	\$0	
			PE	TALT	\$0	\$164,677	\$0	\$0	\$0	
			<b>Project Total:</b>		\$0	\$656,521	\$0	\$0	\$0	
3	4349652	HARBORVIEW ROAD FROM MELBOURNE ST TO I-75 Desc: ADD LANES & RECONSTRUCT Project Length : 2.799 Begin Mile Post : 0.890 End Mile Post: 3.335	ROW	ACSA	\$640,864	\$0		\$0	\$0	
				CM		\$320,053				
				LF	\$4,990,000					
				SA		\$574,480				
				SL	\$606,046	\$5,908,787				
			ENV	TALT		\$10,000				
			<b>Project Total:</b>		\$6,236,910	\$6,813,320		\$0	\$0	
4	4349653	HARBORVIEW ROAD FROM MELBOURNE ST TO DATE ST Desc: ADD LANES & RECONSTRUCT Project Length : 1.181 Begin Mile Post : 0.890 End Mile Post: 1.981	CST	LF	\$0	\$0	\$0	\$0	\$9,935,382	
			CST	SA	\$0	\$0	\$0	\$0	\$9,420,184	
			CST	SL	\$0	\$0	\$0	\$0	\$2,472,240	
			CST	CM	\$0	\$0	\$0	\$0	\$310,150	
			RRU	LF	\$0	\$0	\$0	\$0	\$5,805,000	
			<b>Project Total:</b>		\$0			\$0	\$27,942,956	

#	FPN	FACILITY	Phase	Fund	FY 22/23	FY 23/24	FY 24/25	FY 25/26	FY 26/27
5	4389961	I-75 (SR 93) AT CR 769 (KINGS HWY) Desc: LANDSCAPING Project Length : 0.640 Begin Mile Post : 20.770 End Mile Post: 21.410	CST	DDR	\$0	\$1,007,908	\$0	\$0	\$0
			CST	DIH	\$0	\$51,350	\$0	\$0	\$0
			<i>Project Total:</i>		\$0	\$1,059,258	\$0	\$0	\$0
6	4420981	I-75 (SR 93) ADMS FROM LEE COUNTY LINE TO SARASOTA COUNTY LINE Desc: DYNAMIC MESSAGE SIGN Project Length : 28.996 Begin Mile Post : 0.000 End Mile Post: 22.008	DB	DDR	\$505,952	\$0	\$0	\$0	\$0
			DB	DITS	\$1,540,500	\$0	\$0	\$0	\$0
			PE	DITS	\$125,000	\$0	\$0	\$0	\$0
			PE	DIH	\$0	\$0	\$0	\$0	\$0
			PE	DDR	\$0	\$0	\$0	\$300,000	\$0
			<i>Project Total:</i>		\$2,176,587	\$0	\$0	\$300,000	\$0
7	4419501	SR 31 FROM CR 74 TO CR 74 Desc: ROUNDABOUT Project Length : 0.239 Begin Mile Post : 12.008 End Mile Post: 12.247	ROW	SL	\$847,720	\$0	\$0	\$0	\$0
			CST	DI			\$7,033,379		
			CST	DIH			\$1,086		
			<i>Project Total:</i>		\$847,720	\$0	\$7,034,465	\$0	\$0
8	4404421	SR 45 (US 41) FROM MIDWAY BLVD TO PAULSON DR Desc: SIDEWALK Project Length : 2.652 Begin Mile Post : 19.668 End Mile Post: 22.320	ENV	TALT	\$0	\$75,000	\$0	\$0	\$0
			CST	DIH	\$0	\$0	\$0	\$0	\$0
			CST	SN	\$0	\$0	\$0	\$0	\$0
			<i>Project Total:</i>		\$0	\$75,000		\$0	\$0
9	4382621	SR 45 (US 41) TAMIAMI TRAIL FROM CONWAY BLVD TO MIDWAY BLVD Desc: SIDEWALK Project Length : 2.136 Begin Mile Post : 17.532 End Mile Post: 19.668	CST	DIH	\$0	\$0	\$0	\$0	\$1,154
			CST	DS	\$0	\$0	\$0	\$0	\$323,487
			CST	SL	\$0	\$0	\$0	\$0	\$5,857
			CST	TALL	\$0	\$0	\$0	\$0	\$14,941
			CST	TALT	\$0	\$0	\$0	\$0	\$1,484,932
			CST	CM	\$0	\$0	\$0	\$0	\$2,803
			CST	DDR	\$0	\$0	\$0	\$0	\$2,642,502
			ENV	TALT	\$0	\$0	\$0	\$0	\$96,466
			ENV	TALL	\$0	\$0	\$0	\$0	\$3,534
			PE	TALL	\$212,996	\$0	\$0	\$0	\$0
			PE	TALT	\$31,666	\$0	\$0	\$0	\$0
			PE	SL	\$328,033	\$0	\$0	\$0	\$0
			PE	DS	\$257,305	\$0	\$0	\$0	\$0
			<i>Project Total:</i>		\$830,000	\$0	\$0	\$0	\$4,575,676

#	FPN	FACILITY	Phase	Fund	FY 22/23	FY 23/24	FY 24/25	FY 25/26	FY 26/27
10	4444851	SR 45 (US 41) FROM S OF MORNINGSIDE DR TO N OF PIERRE RD Desc: RESURFACING Project Length : 2.562 Begin Mile Post : 5.562 End Mile Post: 7.670	PE	DIH	\$544,000	\$0	\$0	\$0	\$0
			CST	DDR		\$0	\$757,532	\$0	\$0
			CST	DIH		\$0	\$5,430	\$0	\$0
			CST	DS		\$0	\$6,124,729	\$0	\$0
			<b>Project Total:</b>				\$544,000	\$0	\$6,887,691
11	4449071	SR 776 (EL JOBEAN RD) FROM MYAKKA RIVER TO MURDOCK CIRCLE Desc: LANDSCAPING Project Length : 5.681 Begin Mile Post : 11.403 End Mile Post: 17.084	CST	DDR	\$0	\$0	\$0	\$852,000	\$0
			<b>Project Total:</b>			\$0	\$0	\$0	\$852,000
12	4463401	SR 776 FROM MERCHANTS CROSSING TO SARASOTA COUNTY LINE Desc: SAFETY PROJECT Project Length : 1.02 Begin Mile Post : 9.365 End Mile Post: 10.385	PE	ACSS	\$0	\$0	\$0	\$479,000	\$0
					\$0	\$0	\$0		\$0
			<b>Project Total:</b>			\$0	\$0	\$0	\$479,000
13	4454751	SR 776 FROM MYAKKA RIVER TO WILLOWBEND DR Desc: RESURFACING Project Length : 1.761 Begin Mile Post : 11.403 End Mile Post: 13.164	CST	DDR	\$1,749,428	\$0	\$0	\$0	\$0
			CST	DIH	\$1,027	\$0	\$0	\$0	\$0
			CST	DS	\$818,891	\$0	\$0	\$0	\$0
			CST	SL	\$344,393	\$0	\$0	\$0	\$0
			<b>Project Total:</b>			\$2,913,739	\$0	\$0	\$0
14	4415241	TAMIAMI TRAIL (SR 45) FROM WILLIAM ST TO PEACE RIVER BRIDGE Desc: RESURFACING Project Length : 0.910 Begin Mile Post : 13.250 End Mile Post: 14.160	CST	DDR	\$0	\$4,636,893	\$0	\$0	\$0
			CST	DIH	\$0	\$1,056	\$0	\$0	\$0
			CST	DS	\$0	\$321,462	\$0	\$0	\$0
			CST	LF	\$0	\$713,793	\$0	\$0	\$0
			CST	SA	\$0	\$621,948	\$0	\$0	\$0
			CST	SL	\$0	\$105,600	\$0	\$0	\$0
			ENV	TALT	\$20,000	\$50,000	\$0	\$0	\$0
			<b>Project Total:</b>			\$20,000	\$6,450,752	\$0	\$0
15	4463391	US 41 (SR 45) AT S FORK ALLIGATOR CREEK Desc: PEDESTRIAN/WILDLIFE OVERPASS Project Length : 0.022 Begin Mile Post : 9.841 End Mile Post: 9.863	PE	TALL	\$0	\$0	\$290,000	\$0	\$0
			<b>Project Total:</b>			\$0	\$0	\$290,000	\$0

## **SECTION – IV**

## **PROJECTS LISTING FOR FIVE FISCAL YEARS INCLUDING FUNDING SUMMARY**

The table below in this section consists of the highway capital improvement and transportation alternatives projects in the FDOT Tentative Work Program for fiscal years 2022/2023 through 2026/2027 as of February 18, 2021.

Projects are arranged alphabetically by name of the road (when applicable) and then by the FDOT work program number. All projects are consistent, to the extent feasible, with approved local government comprehensive plans.

This section is designed to comply with the Moving Ahead for Progress in the 21st Century (MAP-21) and the Fixing America's Surface Transportation Act (FAST-ACT) requirements and federal guidelines. The first table in this section consists of a funding summary table which lists all transportation projects funded by Title 23, U.S.C., and the Federal Transit Act for fiscal years 2022/2023 through 2026/2027. In this table, funding levels are categorized into federal funding categories. In subsequent tables, projects are listed according to funding category along with the funding code and the appropriate fiscal year.

The Financial Summary Report below, and the corresponding Project Listings Report, includes both Federal Funds and the required match for the Major Funding Categories, but not necessarily the Total Project Costs. All other federally funded projects not included in the Funding Categories shown in this report, and the corresponding project listings report, are included in other parts of the TIP.

### **How to get full project costs and other project details:**

#### **Projects on the Strategic Intermodal System (SIS)**

The SIS is a network of high priority transportation facilities which includes the State's largest and most significant commercial service airports, spaceport, deep-water seaports, freight rail terminals, passenger rail and intercity bus terminals, rail corridors, waterways and highways. In Charlotte County, I-75, Piper Rd and US 17 are SIS facilities. While Charlotte County Airport is an SIS airport, the CSX Railroad and SR 31 are classified as an emerging SIS. All projects on the SIS will have a SIS identifier on the project. The normal project production sequence is to have a Project Development and Environment (PD&E) phase, a Design (PE) phase, a Right of Way (ROW) phase and a Construction (CST) phase. Some projects may not have a ROW phase, if land is not needed to complete the project.

Costs on the TIP pages for projects on the SIS will have historical costs, five years of the current TIP and five years beyond the current TIP, which may or may not be the total project cost. The "Total Project Cost" amount displayed for each of the federal and state funded projects in the TIP represents 10 years of programming in the Florida Department of Transportation's (FDOT's) Work Program database for projects on the Strategic Intermodal System (SIS) (FY 2020 through 2029), and 5 years of programming in the FDOT Work Program for non-SIS projects (FY 2020 through 2024) plus historical cost information for all projects having expenditures paid by FDOT

prior to FY 2021. For a more comprehensive view of a particular project's anticipated total project cost for all phases of the project please refer to the LRTP. If there is no construction (CST) phase on the TIP page, then the entry will probably not be reflective of the total project cost. For some projects, such as resurfacing, safety or operational projects, there may not be a total cost provided but rather additional details on that program. For costs beyond the ten-year window, access to the Long-Range Transportation Plan (LRTP) is provided. The link to the LRTP is located on the MPO'S website at: [www.ccmpto.com](http://www.ccmpto.com). The LRTP reference on the TIP page provides the information necessary to locate the full project costs and/or additional details regarding the project in the LRTP. If there is no LRTP reference in the TIP, full project costs are provided in the TIP.

### **Non-SIS projects**

The normal project production sequence is to have a Project Development and Environment (PD&E) phase, a Design (PE) phase, a Right of Way (ROW) phase and a Construction (CST) phase. Some projects may not have a ROW phase, if land is not needed to complete the project. Costs on the TIP pages for projects not on the SIS will have historical costs and five years of the current TIP, which may or may not be the total project cost. If there is no CST phase on the TIP page, then the entry will probably not be reflective of the total project cost. For some projects, such as resurfacing, safety or operational projects, there may not be a total cost provided but rather additional details on that program. Total project costs and other project details will be accessible in the TIP for all non-SIS projects in the TIP. All projects not on the SIS will have a Non-SIS identifier on the TIP page. For costs beyond the five-year window, access to the Long-Range Transportation Plan (LRTP) is provided. The link to the LRTP is [www.ccmpto.com](http://www.ccmpto.com). The LRTP reference on the TIP page provides the information necessary to locate the full project costs and/or additional details regarding the project in the LRTP. If there is no LRTP reference in the TIP, full project costs are provided in the TIP.

### **TIP fiscal constraint-Projected available revenue**

The TIP must be fiscally constrained; that is the cost of projects programed in the TIP cannot exceed revenues "reasonably expected to be available" during the TIP period. All federally funded projects must be in the TIP. Additionally, any non-federally funded but regionally significant project must also be included. In these cases, project submitters demonstrate that funding is available and what sources of non-federal funding are to be utilized. Projects must also be programed in the year of expenditure dollars (YOE), meaning that they must be adjusted for inflation to reflect the estimated purchasing power of a dollar in the year the project is expected to be built. The Table below is a five-year fund summary that demonstrates fiscal constraint showing the funding sources and their sum in the year of expenditure.



\*\* Repayment Phases are not included in the Totals \*\*

5 Year TIP - Fund Summary  
CHARLOTTE-PUNTA GORDA MPO

Fund	Fund Name	<2023	2023	2024	2025	2026	2027	>2027	All Years
	TOTAL OUTSIDE YEARS	122,096,478	0	0	0	0	0	0	122,096,478
ACSA	ADVANCE CONSTRUCTION (SA)	869,359	640,864	0	0	0	0	0	1,510,223
ACSL	ADVANCE CONSTRUCTION (SL)	1,002,538	0	0	0	0	0	0	1,002,538
ACSN	ADVANCE CONSTRUCTION (SN)	79,672	0	0	0	0	0	0	79,672
BRRP	STATE BRIDGE REPAIR & REHAB	0	0	0	0	0	0	0	0
CM	CONGESTION MITIGATION - AQ	73,036	0	320,053		310,150	2,803	0	706,042
D	UNRESTRICTED STATE PRIMARY	27,063,096	2,597,751	2,835,807	2,236,231	2,236,231	2,236,231	0	39,205,347
DDR	DISTRICT DEDICATED REVENUE	10,328,306	5,568,930	7,792,021	7,792,021	2,187,098	3,137,070	0	36,805,446
DI	STATE - S/W INTER/INTERSTATE HWY				7,033,379				7,033,379
DIH	STATE IN-HOUSE PRODUCT SUPPORT	143,570	606,512	8,392	6,516	0	1,154	0	766,144
DIS	STRATEGIC INTERMODAL SYSTEM	393,364	0	0	0	0	0	0	393,364
DITS	STATEWIDE ITS - STATE 100%.	408,896	\$2,023,399	0	0	0	101905	0	2,534,200
DPTO	STATE - PTO	3,378,738	0	0	516,846	0	0	0	3,895,584
DS	STATE PRIMARY HIGHWAYS & PTO	1,394,667	1,076,196	8,312,981	6,124,729	0	323,487	0	17,232,060
DU	STATE PRIMARY/FEDERAL REIMB	1,073,780	82,000	82,000	50,000	82,800	82,800	0	1,453,380
FAA	FEDERAL AVIATION ADMIN	4,726,224		0	0	999,000	0	0	5,725,224
FTA	FEDERAL TRANSIT ADMINISTRATION	25,489,354	2,077,504	2,165,890	2,335,633	2,511,136	2,458,497	0	37,038,014
GFSL	GF STPBG <200K<5K (SMALL URB)	2,385,986	0	0	0	0	0	0	2,385,986
GFSN	GF STPBG <5K (RURAL)	218,016	0	0	0	0	0	0	218,016
GMR	GROWTH MANAGEMENT FOR SIS	2,094,698	0	0	0	0	0	0	2,094,698
LF	LOCAL FUNDS	18,535,755	7,382,595	3,328,787	3,713,594	17,501,731	1,763,615	0	52,226,077
PL	METRO PLAN (85% FA; 15% OTHER)		628,867	587,963	593,056	598,252	598,252	0	3,006,390
SA	STP, ANY AREA	132,427	0	1196428		9420184		0	10,749,039
SL	STP, AREAS <= 200K	917,528	2,126,192	6,014,387	0	2,472,240	5,857	0	11,536,204
SN	STP, MANDATORY NON-URBAN <= 5K	981,984	0	0	0	0	0	0	981,984
TALL	TRANSPORTATION ALTS- <200K	178,872	212,996	491,844	290,000		14,941	0	1,188,653
TALN	TRANSPORTATION ALTS- < 5K	31,275	0	0	0	0	0	0	31,275
TALT	TRANSPORTATION ALTS- ANY AREA	273,916	51,666	249,677	0	0	1,484,932	0	2,060,191
TLWR	2015 SB2514A-TRAIL NETWORK	110,000	0	0	0	0	0	0	110,000
	<b>Grand Total</b>	<b>224,381,535</b>	<b>25,075,472</b>	<b>33,386,230</b>	<b>30,694,030</b>	<b>38,318,822</b>	<b>12,211,544</b>	<b>0</b>	<b>364,067,633</b>

Fund Type	<2023	2023	2024	2025	2026	2027	>2027	All Years	
Federal	43,178,361.00	5,820,089	11,108,242	4,267,689	\$15,873,762	\$4,648,082		84,896,225	
Local	18,535,755	7,382,595	3,328,787	3,713,594	17,501,731	1,763,615		52,226,077	
State 100%	162,667,419	11,872,788	18,949,201	18,949,201	4,423,329	5,799,847		222,925,352	
	<b>Grand Total</b>	<b>224,381,535.00</b>	<b>25,077,495.00</b>	<b>33,386,230</b>	<b>26,932,509</b>	<b>\$37,798,822</b>	<b>\$12,211,544</b>		<b>347,836,110</b>

This information on this spreadsheet is maintained by the Office of Work Program and Budget, located at 605 Suwannee Street, MS 21, Tallahassee, Florida 32399. For additional information please e-mail questions or comments to: Federal Aid Management [Cynthia Lorenzo: cynthia.Lorenzo@dot.state.fl.us](mailto:cynthia.Lorenzo@dot.state.fl.us) Or call 850-414-4448

## PERFORMANCE MEASURES

### Purpose

This document provides language that Florida's metropolitan planning organizations (MPOs) may incorporate in Transportation Improvement program (TIP) System Performance Reports to meet the federal transportation performance management rules. Updates or amendments to the TIP must incorporate a System Performance Report that addresses these measures and related information no later than:

- May 27, 2018 for Highway Safety measures (PM1);
- October 1, 2018 for Transit Asset Management measures;
- May 20, 2019 for Pavement and Bridge Condition measures (PM2);
- May 20, 2019 for System Performance measures (PM3); and

July 20, 2021, for Transit Safety measures. (Due to the emergency declaration resulting from the COVID-19 pandemic, FTA issued a Notice of enforcement discretion which delayed the initial deadline of July 20, 2020 for one-year)

The document is consistent with the Transportation Performance Measures Consensus Planning Document developed jointly by the Florida Department of Transportation (FDOT) and the Metropolitan Planning Organization Advisory Council (MPOAC). This document outlines the minimum roles of FDOT, the MPOs, and the public transportation providers in the MPO planning areas to ensure consistency to the maximum extent possible in satisfying the transportation performance management requirements promulgated by the United States Department of Transportation in Title 23 Parts 450, 490, 625, and 673 of the Code of Federal Regulations (23 CFR).

The document is organized as follows:

- Section 2 provides a brief background on transportation performance management;
- Section 3 covers the Highway Safety measures (PM1);
- Section 4 covers the Pavement and Bridge Condition measures (PM2);
- Section 5 covers System Performance measures (PM3);
- Section 6 covers Transit Asset Management (TAM) measures; and
- Section 7 covers Transit Safety measures.

## **Background**

Performance management is a strategic approach to connect investment and policy decisions to help achieve performance goals. Performance measures are quantitative criteria used to evaluate progress. Performance measure targets are the benchmarks against which progress is assessed using available data. The Moving Ahead for Progress in the 21<sup>st</sup> Century Act (MAP-21) requires state departments of transportation (DOT) and MPOs to conduct performance-based planning by tracking performance measures and establishing data-driven targets to improve those measures. Performance-based planning ensures the most efficient investment of transportation funds by increasing accountability, providing transparency, and linking investment decisions to key outcomes related to seven national goals:

- Improving safety;
- Maintaining infrastructure condition;
- Reducing traffic congestion;
- Improving the efficiency of the system and freight movement;
- Protecting the environment; and
- Reducing delays in project delivery.

The Fixing America's Surface Transportation (FAST) Act supplements MAP-21 by establishing timelines for state DOTs and MPOs to comply with the requirements of MAP-21. FDOT and MPOs must coordinate when selecting PM1, PM2, and PM3 performance targets, and public transportation providers must coordinate with states and MPOs in the selection of state and MPO transit asset management and transit safety performance targets. FDOT and the MPOAC developed the TPM Consensus Planning Document to describe the processes through which FDOT, the MPOs, and the providers of public transportation in MPO planning areas will cooperatively develop and share information related to transportation performance management and target setting.

## Highway Safety Measures (PM1)

Safety is the first national goal identified in the FAST Act. In March 2016, the Highway Safety Improvement Program (HSIP) and Safety Performance Management Measures Rule (Safety PM Rule) was finalized and published in the *Federal Register*. The rule requires MPOs to establish targets for the following safety-related performance measures and report progress to the state DOT:

1. Number of fatalities;
2. Rate of fatalities per 100 million vehicle miles traveled (VMT);
3. Number of serious injuries;
4. Rate of serious injuries per 100 million vehicle miles traveled (VMT); and
5. Number of non-motorized fatalities and non-motorized serious injuries.

On August 31, 2021, FDOT established statewide performance targets for the safety measures for calendar year 2022. The Charlotte County-Punta Gorda MPO adopted/approved safety performance targets on February 18, 2022. **Table IV-1** indicates the areas in which the MPO is expressly supporting the statewide target developed by FDOT, as well as those areas in which the MPO has adopted a target specific to the MPO planning area.

**Table IV-1 Highway Safety (PM1) Targets**

Performance Target	MPO agrees to plan and program projects so that they contribute toward the accomplishment of the FDOT safety target of zero	MPO has adopted a target specific to the MPO Planning Area
Number of fatalities	✓	
Rate of fatalities per 100 million vehicle miles traveled (VMT)	✓	
Number of serious injuries	✓	
Rate of serious injuries per 100 million vehicle miles traveled (VMT)	✓	
Number of non-motorized fatalities and non-motorized serious injuries.	✓	

FDOT adopted Vision Zero in 2012. This, in effect, became FDOT's target for zero traffic fatalities and quantified the policy set by Florida's Legislature more than 35 years ago (Section 334.046(2), Florida Statutes, emphasis added):

*“The mission of the Department of Transportation shall be to provide a safe statewide transportation system...”*

FDOT and Florida's traffic safety partners are committed to eliminating fatalities and serious injuries. As stated in the Safe System approach promoted by the Federal Highway Administration, the death or serious injury of any person is unacceptable. Therefore, FDOT has established “0” as the only acceptable target for all five of the federal safety performance measures. FDOT reaffirms this commitment each year in setting annual safety targets. The Florida Transportation Plan (FTP), the state's long-range transportation plan, identifies eliminating transportation related fatalities and serious injuries as the state's highest transportation priority. Florida's Strategic Highway Safety Plan (SHSP), published in March 2021, specifically embraces Target Zero and identifies strategies to achieve zero traffic deaths and serious injuries. The SHSP was updated in coordination with Florida's 27 MPOs and the MPOAC. The SHSP development process included review of safety-related goals, objectives, and strategies in MPO plans. The SHSP guides FDOT, MPOs, and other safety partners in addressing safety and defines a framework for implementation activities to be carried out throughout the state.

Florida's transportation safety partners have focused on reducing fatalities and serious injuries through the 4Es of engineering, education, enforcement, and emergency response. To achieve zero, FDOT and other safety partners will expand beyond addressing specific hazards and influencing individual behavior to reshaping transportation systems and communities to create a safer environment for all travel. The updated SHSP calls on Florida to think more broadly and inclusively by addressing four additional topics, which could be referred to as the 4Is: information intelligence, innovation, insight into communities, and investments and policies.

The Florida Highway Safety Improvement Program (HSIP) annual report documents the statewide performance toward the zero deaths vision. For the 2020 HSIP annual report, FDOT established 2021 statewide safety performance targets at “0” for each safety performance measure to reflect the Department's vision of zero deaths.

The Charlotte County-Punta Gorda MPO, along with FDOT and other traffic safety partners, shares a high concern about the upward trending of traffic fatalities, both statewide and nationally. As such, the Charlotte County-Punta Gorda MPO supports FDOT's statewide 2022 safety targets. The safety initiatives within this TIP are intended to contribute toward achieving these targets.

Safety performance measure targets are required to be adopted on an annual basis. In August of each calendar year, FDOT reports the following year's targets in the HSIP Annual Report. Each MPO is required to either adopt FDOT's targets or establish its own targets by the following February.

In early 2020, FHWA completed an assessment of target achievement for FDOT's 2018 safety targets, based on actual five-year averages for each measure for 2014-2018. Per FHWA's PM1

rule, a state has met or made significant progress toward its safety targets when at least four of the targets have been met or the actual outcome is better than the baseline performance. Based on FHWA's review, Florida did not make significant progress toward achieving its safety targets. Both the total number of fatalities and the fatality rate increased. The total number of serious injuries has begun to decline on a five-year rolling average basis, while the serious injury rate has declined steadily over this timeframe. Based on these trends, Florida is making progress towards achieving the targets established for serious injuries but not yet for fatalities or non-motorized users. As requested by FHWA, FDOT has developed an HSIP Implementation Plan to highlight additional strategies it will undertake in support of these targets. The HSIP Implementation Plan documents Florida's HSIP funding and project decisions for the upcoming fiscal year to meet or make significant progress toward meeting its safety performance targets in subsequent years.

As documented in the HSIP Implementation Plan, Florida received an allocation of approximately \$155 million in HSIP funds during the 2018 state fiscal year from July 1, 2018 through June 30, 2019, and fully allocated those funds to safety projects. FDOT used these HSIP funds to complete 391 projects, which address the safety categories of intersections, lane departure mitigation, pedestrian and bicyclist safety, and other programs representing SHSP emphasis areas.

FDOT's State Safety Office works closely with FDOT districts and regional and local traffic safety partners to update the HSIP annually. Historic, risk-based, and predictive safety analyses are conducted to identify appropriate proven countermeasures to reduce fatalities and serious injuries associated with Florida's SHSP emphasis areas, resulting in a list of projects that reflect the greatest needs and are anticipated to achieve the highest benefit. While these projects and the associated policies and standards may take years to be implemented, they are built on proven countermeasures for improving safety and addressing serious crash risks or safety problems identified through a data-driven process. Florida continues to allocate all available HSIP funding to safety projects. FDOT's HSIP Guidelines provide detailed information on this data-driven process and funding eligibility.

### **Trend and Baseline Conditions**

To evaluate baseline Safety Performance Measures, the most recent five-year rolling average (2013-2017) of crash data and Vehicle Miles Traveled (VMT) were utilized. **Table IV-2** presents the Baseline Safety Performance Measures for Charlotte County-Punta Gorda MPO. Trend data is also presented which covers the previous four reporting periods.

**Table IV-2 Baseline and Trend Crash Data for Charlotte County-Punta Gorda MPO**

<b>Performance Measures</b>	<b>2009-2013</b>	<b>2010-2014</b>	<b>2011-2015</b>	<b>2012-2016</b>	<b>2013-2017</b>
Number of Fatalities	22.8	21.0	21.4	22.4	24.2
Rate of Fatalities per 100 VMT	1.048	0.964	0.969	0.990	1.041
Number of Serious Injuries	164.2	149.2	134.6	126.8	113.0
Rate of Serious Injuries per 100 Million VMT	7.555	6.864	6.128	5.668	4.898
Number of Non-Motorized Fatalities and Non-Motorized Serious Injuries	24.2	23	21.4	20.4	20.6

### **Coordination with Statewide Safety Plans and Processes**

The Charlotte County-Punta Gorda MPO recognizes the importance of linking goals, objectives, and investment priorities to established performance objectives, and that this link is critical to the achievement of national transportation goals and statewide and regional performance targets. As such, the Route to 2045 LRTP reflects the goals, objectives, performance measures, and targets as they are available and described in other state and public transportation plans and processes; specifically, the Florida Strategic Highway Safety Plan (SHSP), the Florida Highway Safety Improvement Program (HSIP), and the Florida Transportation Plan (FTP).

- The 2016 Florida Strategic Highway Safety Plan (SHSP) is the statewide plan focusing on how to accomplish the vision of eliminating fatalities and reducing serious injuries on all public roads. The SHSP was developed in coordination with Florida’s 27 metropolitan planning organizations (MPOs) through Florida’s Metropolitan Planning Organization Advisory Council (MPOAC). The SHSP guides FDOT, MPOs, and other safety partners in addressing safety and defines a framework for implementation activities to be carried out throughout the State.
- The FDOT HSIP process provides for a continuous and systematic process that identifies and reviews traffic safety issues around the state to identify locations with potential for improvement. The goal of the HSIP process is to reduce the number of crashes, injuries and fatalities by eliminating certain predominant types of crashes through the implementation of engineering solutions.
- Transportation projects are identified and prioritized with the MPOs and non-metropolitan local governments. Data are analyzed for each potential project, using traffic safety data and

traffic demand modeling, among other data. The FDOT Project Development and Environment Manual requires the consideration of safety when preparing a proposed project's purpose and need, and defines several factors related to safety, including crash modification factor and safety performance factor, as part of the analysis of alternatives. MPOs and local governments consider safety data analysis when determining project priorities.

- Recent safety projects include SR 776 Corridor study, SR 31 at CR 74 Roundabout construction project. Also, extensive partnering local agencies with Community Traffic Safety Team (CTST) to identify needs and areas of concern.

### **Investment Priorities in the TIP**

Route to 2045 LRTP increases the safety of the transportation system for motorized and non-motorized users as required. The LRTP aligns with the Florida SHSP and the FDOT HSIP with specific strategies to improve safety performance focused on prioritized safety projects, pedestrian and/or bicycle safety enhancements, and traffic operation improvements to address our goal to reduce fatalities and serious injuries.

The LRTP identifies safety needs within the metropolitan planning area and provides funding for targeted safety improvements. The MPO has developed a project selection process that includes an assessment of crash hot spots based on frequency of crashes as well as addressing crash locations which resulted in serious injuries or fatalities that were identified as part of the Congestion Management Process.

The Route to 2045 LRTP will provide information from the FDOT HSIP annual reports to track the progress made toward the statewide safety performance targets. The MPO will document the progress on any safety performance targets established by the MPO for its planning area.

Additionally, the MPO has coordinated with FDOT on the US 41 Corridor Vision Plan in setting aside funding for implementation of study recommendations. US 41 has routinely experienced the highest level of traffic crashes in Charlotte County. Addressing bicycle and pedestrian safety has also been a focus of the MPO for developing the Route to 2045 LRTP. Adoption of the Countywide Bicycle/Pedestrian Master Plan has identified more than 165 miles of proposed multimodal transportation facilities.



## **Pavement and Bridge Condition Measures (PM2)**

### **Pavement and Bridge Condition Performance Measures and Targets Overview**

In January 2017, USDOT published the Pavement and Bridge Condition Performance Measures Final Rule, which is also referred to as the PM2 rule. This rule establishes the following six performance measures:

1. Percent of Interstate pavements in good condition;
2. Percent of Interstate pavements in poor condition;
3. Percent of non-Interstate National Highway System (NHS) pavements in good condition;
4. Percent of non-Interstate NHS pavements in poor condition;
5. Percent of NHS bridges (by deck area) classified as in good condition; and
6. Percent of NHS bridges (by deck area) classified as in poor condition.

For the pavement measures, five pavement metrics are used to assess condition:

- International Roughness Index (IRI) - an indicator of roughness; applicable to all asphalt and concrete pavements;
- Cracking percent - percentage of the pavement surface exhibiting cracking; applicable to all asphalt and concrete pavements;
- Rutting - extent of surface depressions; applicable to asphalt pavements;
- Faulting - vertical misalignment of pavement joints; applicable to certain types of concrete pavements; and
- Present Serviceability Rating (PSR) – a quality rating applicable only to NHS roads with posted speed limits of less than 40 miles per hour (e.g., toll plazas, border crossings). States may choose to collect and report PSR for applicable segments as an alternative to the other four metrics.

For each pavement metric, a threshold is used to establish good, fair, or poor condition. Using these metrics and thresholds, pavement condition is assessed for each 0.1-mile section of the through travel lanes of mainline highways on the Interstate or the non-Interstate NHS. Asphalt pavement is assessed using the IRI, cracking, and rutting metrics, while jointed concrete is assessed using IRI, cracking, and faulting. For these two pavement types, a pavement section is rated good if the ratings for all three metrics are good, and poor if the ratings for two or more metrics are poor.

Continuous concrete pavement is assessed using the IRI and cracking metrics. For this pavement type, a pavement section is rated good if both metrics are rated good, and poor if both metrics are rated poor.

If a state collects and reports PSR for any applicable segments, those segments are rated according to the PSR scale. For all three pavement types, sections that are not good or poor are rated fair.

The good/poor measures are expressed as a percentage and are determined by summing the total lane-miles of good or poor highway segments and dividing by the total lane-miles of all highway segments on the applicable system. Pavement in good condition suggests that no major investment is needed and should be considered for preservation treatment. Pavement in poor condition suggests major reconstruction investment is needed due to either ride quality or a structural deficiency.

The bridge condition measures refer to the percentage of bridges by deck area on the NHS that are in good condition or poor condition. The measures assess the condition of four bridge components: deck, superstructure, substructure, and culverts. Each component has a metric rating threshold to establish good, fair, or poor condition. Each bridge on the NHS is evaluated using these ratings. If the lowest rating of the four metrics is greater than or equal to seven, the structure is classified as good. If the lowest rating is less than or equal to four, the structure is classified as poor. If the lowest rating is five or six, it is classified as fair.

The bridge measures are expressed as the percent of NHS bridges in good or poor condition. The percent is determined by summing the total deck area of good or poor NHS bridges and dividing by the total deck area of the bridges carrying the NHS. Deck area is computed using structure length and either deck width or approach roadway width.

A bridge in good condition suggests that no major investment is needed. A bridge in poor condition is safe to drive on; however, it is nearing a point where substantial reconstruction or replacement is needed.

Federal rules require state DOTs and MPOs to coordinate when setting pavement and bridge condition performance targets and monitor progress towards achieving the targets. States must establish:

- Four-year targets for the percent of Interstate pavements in good and poor condition;
- Two-year and four-year targets for the percent of non-Interstate NHS pavements in good and poor condition; and
- Two-year and four-year targets for the percent of NHS bridges (by deck area) in good and poor condition.

MPOs must set four-year targets for all six measures. MPOs can either agree to program projects that will support the statewide targets or establish their own quantifiable targets for the MPO's planning area.

The two-year and four-year targets represent pavement and bridge condition at the end of calendar years 2019 and 2021, respectively.

## Pavement and Bridge Condition Baseline Performance and Established Targets

On May 18, 2018, FDOT established statewide performance targets for the pavement and bridge measures. On July 30, 2018 the Charlotte County-Punta Gorda MPO agreed to support FDOT's statewide pavement and bridge performance targets, thus agreeing to plan and program projects in the TIP that once implemented, are anticipated to make progress toward achieving the statewide targets. This System Performance Report discusses the condition and performance of the transportation system for each applicable target as well as the progress achieved by the MPO in meeting targets in comparison with system performance recorded in previous reports. Because the federal performance measures are new, performance of the system for each measure has only recently been collected and targets have only recently been established. Accordingly, this first Charlotte County-Punta Gorda MPO LRTP System Performance Report highlights performance for the baseline period, which is 2017. FDOT will continue to monitor and report performance on a biennial basis. Future System Performance Reports will discuss progress towards meeting the targets since this initial baseline report.

FDOT - ALL NHS STRUCTURES

08:00 Friday, April 1, 2022 1

	# BRIDGES	% BRIDGES	DECK AREA	% DECK AREA
RANK				
1-POOR	39.00	0.67	1,164,996.84	0.85
2-FAIR	1,641.00	28.36	51,629,875.76	37.66
3-GOOD	4,106.00	70.96	84,312,667.27	61.49
TOTAL	5,786.00	100.00	137,107,539.88	100.00

CHARLOTTE COUNTY/PUNTA GORDA (MPO) - NHS STRUCTURES

08:00 Friday, April 1, 2022 12

	# BRIDGES			
RANK				
2-FAIR	16.00	33.33	659,551.22	33.98
3-GOOD	32.00	66.67	1,281,576.50	66.02
TOTAL	48.00	100.00	1,941,127.72	100.00

**Table IV-3** presents baseline performance for each PM2 measure for the State and for the MPO planning area as well as the two-year and four-year targets established by FDOT for the State.

**Table IV-3 Pavement and Bridge Condition (PM2) Performance and Targets**

<b>Performance Measures</b>	<b>Statewide Performance (2017 Baseline)</b>	<b>Statewide 2-year Target (2019)</b>	<b>Statewide 4-year Target (2021)</b>	<b>MPO Performance (2017 Baseline)</b>
Percent of Interstate pavements in good condition	66.1%	n/a	60%	70.6%
Percent of Interstate pavements in poor condition	0.0%	n/a	5%	0.0%
Percent of non-Interstate NHS pavements in good condition	44.0%	40%	40%	47.1%
Percent of non-Interstate NHS pavements in poor condition	0.4%	5%	5%	1.1%
Percent of NHS bridges (by deck area) in good condition	67.7%	50%	50%	72%
Percent of NHS bridges (by deck area) in poor condition	1.2%	10%	10%	1%

In determining its approach to establishing performance targets for the federal pavement and bridge condition performance measures, FDOT considered many factors. FDOT is mandated by Florida Statute 334.046 to preserve the state’s pavement and bridges to specific standards. To adhere to the statutory guidelines, FDOT prioritizes funding allocations to ensure the current transportation system is adequately preserved and maintained before funding is allocated for capacity improvements. These statutory guidelines envelope the statewide federal targets that have been established for pavements and bridges.

In addition, MAP-21 requires FDOT to develop a Transportation Asset Management Plan (TAMP) for all NHS pavements and bridges within the state. The TAMP must include investment strategies leading to a program of projects that would make progress toward achievement of the state DOT targets for asset condition and performance of the NHS. FDOT’s TAMP was updated to reflect initial MAP-21 requirements in 2018 and the final TAMP was approved on June 28, 2019.

Further, the federal pavement condition measures require a new methodology that is a departure from the methods currently used by FDOT and uses different ratings and pavement segment

lengths. For bridge condition, the performance is measured in deck area under the federal measure, while the FDOT programs its bridge repair or replacement work on a bridge by bridge basis. As such, the federal measures are not directly comparable to the methods that are most familiar to FDOT.

In consideration of these differences, as well as other unknowns and unfamiliarity associated with the new required processes, FDOT took a conservative approach when establishing its initial pavement and bridge condition targets. It is the intent of FDOT to meet or exceed the established performance targets.

FDOT collects and reports bridge and pavement data to FHWA each year to track performance and progress toward the targets. Reported pavement and bridge data for 2018 and 2019 show relatively stable conditions compared to the 2017 baseline and exceeded the established two-year targets. In early 2021, FHWA determined that FDOT made significant progress toward the two-year targets.

The Charlotte County-Punta Gorda MPO agreed to support FDOT's pavement and bridge condition performance targets on July 30, 2018. By adopting FDOT's targets, the Charlotte County-Punta Gorda MPO agrees to plan and program projects that help FDOT achieve these targets.

Several resurfacing projects are underway or programmed in the MPO's Transportation Improvement Program for maintaining and improving pavement conditions in Charlotte County. The eastbound SR 776 bridge of the Myakka River, built in 1959, has been a topic of concern for the MPO Board. In Coordination with FDOT, review of the bridge condition has determined that a replacement is not eminent. The MPO will continue to coordinate with FDOT regarding the appropriate timing for needed repairs or replacement of this bridge. As the only connection in Charlotte County across the Myakka River, this connection is a critical piece of the regional transportation network.

The Charlotte County-Punta Gorda MPO recognizes the importance of linking goals, objectives, and investment priorities to established performance objectives, and that this link is critical to the achievement of national transportation goals and statewide and regional performance targets. As such, the Route to 2045 LRTP reflects the goals, objectives, performance measures, and targets as they are described in other state and public transportation plans and processes, including the Florida Transportation Plan (FTP) and the Florida Transportation Asset Management Plan.

- The FTP is the single overarching statewide plan guiding Florida's transportation future. It defines the state's long-range transportation vision, goals, and objectives and establishes the policy framework for the expenditure of state and federal funds flowing through FDOT's work program. One of the seven goals defined in the FTP is Agile, Resilient, and Quality infrastructure.
- The Florida Transportation Asset Management Plan (TAMP) explains the processes and policies affecting pavement and bridge condition and performance in the state. It presents a

strategic and systematic process of operating, maintaining, and improving these assets effectively throughout their life cycle.

The Route to 2045 LRTP seeks to address system preservation, identifies infrastructure needs within the metropolitan planning area, and provides funding for targeted improvements.

## **System Performance, Freight, and Congestion Mitigation & Air Quality Improvement Program Measures (PM3)**

### System Performance/Freight/CMAQ Performance Measures and Targets Overview

In January 2017, USDOT published the System Performance/Freight/CMAQ Performance Measures Final Rule to establish measures to assess passenger and freight performance on the Interstate and non-Interstate National Highway System (NHS), and traffic congestion and on-road mobile source emissions in areas that do not meet federal National Ambient Air Quality Standards (NAAQS). The rule, which is referred to as the PM3 rule, requires state DOTs and MPOs to establish targets for the following six performance measures:

#### **National Highway Performance Program (NHPP)**

1. Percent of person-miles on the Interstate system that are reliable, also referred to as Level of Travel Time Reliability (LOTTR);
2. Percent of person-miles on the non-Interstate NHS that are reliable (LOTTR);

#### **National Highway Freight Program (NHFP)**

3. Truck Travel Time Reliability index (TTTR);

#### **Congestion Mitigation and Air Quality Improvement Program (CMAQ)**

4. Annual hours of peak hour excessive delay per capita (PHED);
5. Percent of non-single occupant vehicle travel (Non-SOV); and
6. Cumulative 2-year and 4-year reduction of on-road mobile source emissions (NO<sub>x</sub>, VOC, CO, PM<sub>10</sub>, and PM<sub>2.5</sub>) for CMAQ funded projects.

In Florida, only the two LOTTR performance measures and the TTTR performance measure apply. Because all areas in Florida meet current NAAQS, the last three listed measures above pertaining to the CMAQ Program do not currently apply in Florida. A description of the applicable measures follows.

#### **LOTTR Measures**

The LOTTR performance measures assess the percent of person-miles traveled on the Interstate or the non-Interstate NHS that are reliable. LOTTR is defined as the ratio of longer travel times (80<sup>th</sup> percentile) to a normal travel time (50<sup>th</sup> percentile) over of all applicable roads, across four time periods between the hours of 6 a.m. and 8 p.m. each day. The measure is expressed as the percent of person-miles traveled on the Interstate or Non-Interstate NHS system that are reliable. Person-miles consider the number of people traveling in buses, cars, and trucks over these roadway segments.

## **TTTR Measure**

The TTTR performance measure assesses the reliability index for trucks traveling on the interstate. A TTTR ratio is generated by dividing the 95<sup>th</sup> percentile truck travel time by a normal travel time (50<sup>th</sup> percentile) for each segment of the Interstate system over specific time periods throughout weekdays and weekends. This is averaged across the length of all Interstate segments in the state or metropolitan planning area to determine the TTTR index.

Federal rules require state DOTs and MPOs to coordinate when setting LOTTR and TTTR performance targets and monitor progress towards achieving the targets. States must establish:

- Two-year and four-year statewide targets for percent of person-miles on the Interstate system that are reliable;
- Four-year targets for the percent of person-miles on the non-Interstate NHS that are reliable<sup>1</sup>; and
- Two-year and four-year targets for truck travel time reliability.

MPOs must establish four-year targets for all three measures. MPOs can either agree to program projects that will support the statewide targets or establish their own quantifiable targets for the MPO's planning area.

The two-year and four-year targets represent system performance at the end of calendar years 2019 and 2021, respectively.

## **PM3 Baseline Performance and Established Targets**

On May 18, 2018, FDOT established statewide performance targets for the system performance measures. On July 30, 2018, the Charlotte County-Punta Gorda MPO agreed to support FDOT's statewide system performance targets, thus agreeing to plan and program projects in the TIP that once implemented, are anticipated to make progress toward achieving the statewide targets. The System Performance Report discusses the condition and performance of the transportation system for each applicable PM3 target as well as the progress achieved by the MPO in meeting targets in comparison with system performance recorded in previous reports. Because the federal performance measures are new, performance of the system for each measure has only recently been collected and targets have only recently been established. Accordingly, this first Charlotte County-Punta Gorda MPO LRTP System Performance Report highlights performance for the baseline period, which is 2017. FDOT will continue to monitor and report performance on a biennial basis. Future System Performance Reports will discuss progress towards meeting the targets since this initial baseline report.

---

<sup>1</sup> Beginning with the second performance period covering January 1, 2022 to December 31, 2025, two-year targets will be required in addition to four-year targets for the percent of person-miles on the non-Interstate NHS that are reliable measure.



**Table IV-4** presents baseline performance for each PM3 measure for the state and for the MPO planning area as well as the two-year and four-year targets established by FDOT for the state.

**Table IV-4 System Performance and Freight (PM3) - Performance and Targets**

<b>Performance Measures</b>	<b>Statewide Performance (2017 Baseline)</b>	<b>Statewide 2-year Target (2019)</b>	<b>Statewide 4-year Target (2021)</b>	<b>MPO Performance (2017 Baseline)</b>
Percent of person-miles on the Interstate system that are reliable (Interstate LOTTR)	82.2%	75.0%	70.0%	N/A
Percent of person-miles on the non-Interstate NHS that are reliable (Non-Interstate NHS LOTTR)	84.0%	n/a	50.0%	N/A
Truck travel time reliability index (TTTR)	1.43%	1.75	2.00%	N/A

In establishing these targets, FDOT reviewed external and internal factors that may affect reliability; analyzed travel time data from the National Performance Management Research Dataset (NPMRDS) for the years 2014 to 2017; and developed a sensitivity analysis indicating the level of risk for road segments to become unreliable.

The federal travel time reliability measures follow a new methodology that differ from prior Florida efforts. In addition, beginning in 2017, the NPMRDS expanded its coverage of travel segments, and a new vendor began to supply the dataset, creating a difference in reliability performance results on non-Interstate NHS segments between pre-2017 trends and later trends. These factors create challenges for establishing a confident trend line to inform target setting for the next two to four years.

In consideration of these differences, as well as other unknowns and unfamiliarity associated with the new required processes, FDOT took a conservative approach when establishing its initial statewide system performance and freight targets.

FDOT collects and reports reliability data to FHWA each year to track performance and progress toward the reliability targets. The percentage of person-miles that are reliable improved since 2017 on both the Interstate and non-Interstate NHS. The truck travel time reliability index improved slightly from the 2017 baseline to 2018 but declined slightly in 2019. The data all indicate performance that exceeded the applicable two-year targets. In early 2021, FHWA determined that FDOT made significant progress toward the two-year targets.

System performance and freight are addressed through several statewide initiatives:

- Florida's Strategic Intermodal System (SIS) is composed of transportation facilities of statewide and interregional significance. The SIS is a primary focus of FDOT's capacity investments and is Florida's primary network for ensuring a strong link between transportation and economic competitiveness. These facilities, which span all modes and includes highways, are the workhorses of Florida's transportation system and account for a dominant share of the people and freight movement to, from and within Florida. The SIS includes 92 percent of NHS lane miles in the state. Thus, FDOT's focus on improving performance of the SIS goes hand-in-hand with improving the NHS, which is the focus of the FHWA's TPM program. The SIS Policy Plan will be updated in 2021 consistent with the updated FTP. The SIS Policy Plan defines the policy framework for designating which facilities are part of the SIS, as well as how SIS investments needs are identified and prioritized. The development of the SIS Five-Year Plan by FDOT considers scores on a range of measures including mobility, safety, preservation, and economic competitiveness as part of FDOT's Strategic Investment Tool (SIT).
- In addition, FDOT's Freight Mobility and Trade Plan (FMTP) defines policies and investments that will enhance Florida's economic development efforts into the future. The FMTP identifies truck bottlenecks and other freight investment needs and defines the process for setting priorities among these needs to receive funding from the National Highway Freight Program (NHFP). Project evaluation criteria tie back to the FMTP objectives to ensure high priority projects support the statewide freight vision. In February 2018, FHWA approved the FMTP as FDOT's State Freight Plan.
- FDOT also developed and refined a methodology to identify freight bottlenecks on Florida's SIS on an annual basis using vehicle probe data and travel time reliability measures. Identification of bottlenecks and estimation of their delay impact aids FDOT in focusing on relief efforts and ranking them by priority. In turn, this information is incorporated into FDOT's SIT to help identify the most important SIS capacity projects to relieve congestion.

The Route to 2045 LRTP seeks to address system reliability and congestion mitigation through various means, including capacity expansion and operational improvements.

Charlotte County-Punta Gorda MPO has requested rest areas be constructed on I-75, but due to the pandemic the projects have been moved out of the 5-year work program.

A roundabout has been designed and programmed for construction on SR 31 and CR 74 which is a high crash intersection involving freight and other vehicles.

The MPO continually seeks improvements to the freight system through the project prioritization process.

## Transit Asset Management Measures

### Transit Asset Performance

On July 26, 2016, FTA published the final Transit Asset Management rule. This rule applies to all recipients and subrecipients of Federal transit funding that own, operate, or manage public transportation capital assets. The rule defines the term “state of good repair,” requires that public transportation providers develop and implement transit asset management (TAM) plans and establishes state of good repair standards and performance measures for four asset categories: transit equipment, rolling stock, transit infrastructure, and facilities. The rule became effective on October 1, 2018.

**Table IV-5** below identifies performance measures outlined in the final rule for transit asset management.

*Table IV-5 FTA TAM Performance Measures*

<b>Asset Category</b>	<b>Performance Measure and Asset Class</b>
1. Equipment	Percentage of non-revenue, support-service and maintenance vehicles that have met or exceeded their useful life benchmark
2. Rolling Stock	Percentage of revenue vehicles within a particular asset class that have either met or exceeded their useful life benchmark
3. Infrastructure	Percentage of track segments with performance restrictions
4. Facilities	Percentage of facilities within an asset class rated below condition 3 on the TERM scale

For equipment and rolling stock classes, useful life benchmark (ULB) is defined as the expected lifecycle of a capital asset, or the acceptable period of use in service, for a particular transit provider’s operating environment. ULB considers a provider’s unique operating environment such as geography, service frequency, etc.

Public transportation agencies are required to establish and report transit asset management targets annually for the following fiscal year. Each public transit provider or its sponsors must share its targets with each MPO in which the transit provider’s projects and services are programmed in the MPO’s TIP. MPOs are required to establish initial transit asset management targets within 180 days of the date that public transportation providers establish initial targets. However, MPOs are not required to establish transit asset management targets annually each time the transit provider establishes targets. Instead, subsequent MPO targets must be established when the MPO updates the LRTP. When establishing transit asset management targets, the MPO can either agree to program projects that will support the transit provider targets or establish its own separate regional

transit asset management targets for the MPO planning area. MPO targets may differ from agency targets, especially if there are multiple transit agencies in the MPO planning area.

To the maximum extent practicable, transit providers, states, and MPOs must coordinate with each other in the selection of performance targets.

The TAM rule defines two tiers of public transportation providers based on size parameters. Tier I providers are those that operate rail service or more than 100 vehicles in all fixed route modes, or more than 100 vehicles in one non-fixed route mode. Tier II providers are those that are a subrecipient of FTA 5311 funds, or an American Indian Tribe, or have 100 or less vehicles across all fixed route modes or have 100 vehicles or less in one non-fixed route mode. A Tier I provider must establish its own transit asset management targets, as well as report performance and other data to FTA. A Tier II provider has the option to establish its own targets or to participate in a group plan with other Tier II providers whereby targets are established by a plan sponsor, typically a state DOT, for the entire group.

A total of 18 transit providers participated in the FDOT Group TAM Plan and continue to coordinate with FDOT on establishing and reporting group targets to FTA through the National Transit Database (NTD) (Table IV-6). These are FDOT’s Section 5311 Rural Program subrecipients. The Group TAM Plan was adopted in October 2018 and covers fiscal years 2018-2019 through 2021-2022. Updated targets were submitted to NTD in March 2021. *Note: MPO has the option of including the full table below for context, or just identifying those Tier II providers in the MPO planning area that participated in the Group TAM Plan, if any.*

**Table IV-6 Florida Group TAM Plan Participants<sup>1</sup>**

<b>District</b>	<b>Participating Transit Providers</b>
<b>1</b>	Central Florida Regional Planning Council
<b>2</b>	Baker County Transit Big Bend Transit <sup>2</sup> Levy County Transit Nassau County Transit Ride Solution Suwannee River Economic Council Suwannee Valley Transit Authority
<b>3</b>	Big Bend Transit <sup>2</sup> Calhoun Transit Gulf County ARC

	JTRANS
	Liberty County Transit
	Tri-County Community Council
	Wakulla Transit
4	<i>No participating providers</i>
5	Marion Transit
	Sumter Transit
6	Key West Transit
7	<i>No participating providers</i>

<sup>1</sup> The Central Florida Regional Planning Council now handles transit service in DeSoto County, so DeSoto-Arcadia Regional Transit no longer included in the list of providers. Good Wheels, Inc. is no longer in business.

<sup>2</sup> Provider service area covers portions of Districts 2 and 3.

MPOs are required to establish initial transit asset management targets within 180 days of the date that public transportation providers establish initial targets. However, MPOs are not required to establish transit asset management targets annually each time the transit provider establishes targets. Instead, subsequent MPO targets must be established when the MPO updates the TIP or LRTP.

When establishing transit asset management targets, the MPO can either agree to program projects that will support the transit provider targets or establish its own separate regional transit asset management targets for the MPO planning area. In cases where two or more providers operate in an MPO planning area and establish different targets for a given measure, the MPO has the option of coordinating with the providers to establish a single target for the MPO planning area or establishing a set of targets for the MPO planning area that reflects the differing transit provider targets.

To the maximum extent practicable, transit providers, states, and MPOs must coordinate with each other in the selection of performance targets.

The TAM rule defines two tiers of public transportation providers based on size parameters. Tier I providers are those that operate rail service or more than 100 vehicles in all fixed route modes, or more than 100 vehicles or more in one non-fixed route mode. Tier II providers are those that are a subrecipient of FTA 5311 funds, or an American Indian Tribe, or have 100 or less vehicles across all fixed route modes or have 100 vehicles or less in one non-fixed route mode. A Tier I provider must establish its own transit asset management targets, as well as report performance and other data to FTA. A Tier II provider has the option to establish its own targets or to participate in a group plan with other Tier II providers whereby targets are established by a plan sponsor, typically a state DOT, for the entire group.

As a Tier II provider, Charlotte County Transit provides demand response service to Charlotte County residents and does not participate in the FDOT group TAM plan.

On October 29, 2018, the Charlotte County-Punta Gorda MPO agreed to support Charlotte County Transit's transit asset management targets, thus agreeing to plan and program projects in the TIP that once implemented, are anticipated to make progress toward achieving the transit provider targets.

For the purposes of complying with applicable federal regulations, Charlotte county Transit developed a TAM plan which includes the following required elements:

1. An inventory of the number and type of capital assets that includes all capital assets owed by the agency except "non-service vehicle" equipment with an acquisition value under \$50,000.
2. A condition assessment of inventoried assets in a level of detail sufficient to:
  - a. Monitor and predict the performance of the assets
  - b. Inform the investment prioritization
3. A description of analytical processes or decision-support tools that allows CCT to estimate capital investment needs over time and develop an investment prioritization.
4. A project-based prioritization of investments developed in accordance with CFR 49 Section 625.33.

The Charlotte County-Punta Gorda MPO FY 2022/23 to 2026/27 TIP was developed and is managed in cooperation with Charlotte County Transit. It reflects the investment priorities established in the current 2045 LRTP. The investments addressing transit state of good repair are included in Section VII- Transit & Planning Projects. Projects in this section of the TIP include the funding of equipment, vehicles, infrastructure, maintenance and/or facilities in the MPO planning area.

Transit asset condition and state of good repair is a consideration in the methodology used by the public transit providers and the Charlotte County-Punta Gorda MPO to select projects for inclusion in the TIP. As such, the TIP includes specific investment priorities that support all of the MPO's goals, including transit state of good repair, using priorities established in the LRTP. This includes the allocation of a portion of the Transportation Management Area (TMA) funding available to the MPO to support the replacement of capital assets. The Charlotte County-Punta Gorda MPO evaluates, prioritizes and funds transit projects that, once implemented, are anticipated to improve state of good repair in the MPO's planning area. The MPO's goal of supporting local transit providers to achieve transit asset condition targets is linked to this investment plan, and the process used to prioritize the projects within the TIP is consistent with federal requirements.

The Transit Asset Management targets set by Charlotte County Transit and adopted by the Charlotte County-Punta Gorda MPO are summarized in **Table IV-7**.

**Table IV-7 Charlotte County-Punta Gorda MPO Transit Asset Management Targets**

Asset Category - Performance Measure	Asset Class	FY 2017 Asset Condition	FY2021 Target	FY2025 Target
<b>Revenue Vehicles</b>				
Age - % of revenue vehicles within a particular asset class that have met or exceeded their ULB	Bus	X	11%%	4%
	Mini-Bus	X	0%	0%
	Van	X	40%	0%
<b>Equipment</b>				
Age - % of non-revenue vehicles within a particular asset class that have met or exceeded their ULB	Bus Lift	X	50%	65%
	Data Equipment	X	0%	60%
<b>Facilities</b>				
Condition - % of facilities with a condition rating below 3.0 on the FTA Transit Economic Requirements Model (TERM) Scale	Parking Lot	n/a	22%%	30%
	Bus Wash	n/a	6%	9%

**Table IV-8 Charlotte County-Punta Gorda MPO Transit Asset Management Targets (From Charlotte County Transit)**

Charlotte County Transit - Performance Targets								
ROLLING STOCK Asset Class	ASSET COUNT	AVG VALUE	AVG AGE	USEFUL LIFE BENCHMARK	AVG CONDITION	PERFORMANCE TARGET (Percentage of Revenue Vehicles that Have Met or Exceeded their Useful Life Benchmark)	ASSET PERFORMANCE OBJECTIVE (Based on Average Asset Age)	ASSET PERFORMANCE OBJECTIVE (Based on Average Asset Condition)
<b>Total Revenue Vehicles</b>	<b>41</b>	<b>\$ 89,206.00</b>	<b>5.0</b>	<b>10</b>	<b>4.1</b>	<b>11.0%</b>	<b>No Immediate Action Required</b>	<b>Assess Mid-Life Condition</b>
20'	9	\$ 65,720.00	2.0	10	4.8	20.0%	No Action Required	No Immediate Action Required
22'	11	\$ 67,540.50	1.0	10	4.8	10.0%	No Action Required	No Action Required
23"	3	\$ 100,259.00	0.0	10	5.0	0.0%	No Action Required	No Action Required
26'	4	\$ 84,256.00	9.0	10	3.5	90.0%	Post Mid-Life Assessment; No Immediate Action Required	Replace 2 FY23
28'	2	\$ 86,197.00	8.0	10	4.0	80.0%	No Immediate Action Required	No Immediate Action Required
31'	6	\$ 204,691.00	10.0	10	3.0	100.0%	No Action Required	All Replaced FY20
VAN-E250	3	\$ 35,452.00	8	8	4	100.0%	No Immediate Action	Replace FY20
MINI-VAN	2	\$ 44,662.00	8	8	3.0	100.0%	No Immediate Action	Replace FY20
AUTOMOBILE	1	\$ 25,980.00	4	8	4.0	50.0%	No Immediate Action Required	No Immediate Action Required
EQUIPMENT Asset Class	ASSET COUNT	AVG VALUE	AVG AGE	USEFUL LIFE BENCHMARK	AVG CONDITION	PERFORMANCE TARGET (Percentage of Equipments that Have Met or Exceeded their Useful Life Benchmark)	ASSET PERFORMANCE OBJECTIVE (Based on Average Asset Age)	ASSET PERFORMANCE OBJECTIVE (Based on Average Asset Condition)
<b>EQUIPMENT</b>	<b>11</b>	<b>\$ 116,776.00</b>	<b>6.3</b>	<b>10</b>	<b>3</b>	<b>58%</b>	<b>No Immediate Action Required</b>	<b>No Immediate Action Required</b>
Bus Lift	9	\$ 23,831.00	9	20	4	45%	No Action Required	No Action Required
RouteMatch Software	1	\$ 268,558.00	8	5	2	90%	No Immediate Action Required	No Immediate Action Required
RouteMatch Software Notification	1	\$ 57,940.00	2	5	0	40%	No Immediate Action Required	No Immediate Action Required
FACILITIES Asset Class	ASSET COUNT	AVG VALUE	AVG AGE	USEFUL LIFE BENCHMARK	AVG CONDITION	PERFORMANCE TARGET MEASURE (Percentage of Facilities Rated Below 3 on the Transit Economic Requirements Model)	ASSET PERFORMANCE OBJECTIVE (Based on Average Asset Age)	ASSET PERFORMANCE OBJECTIVE (Based on Average Asset Condition)
<b>Facility Improvement</b>	<b>1.0</b>	<b>\$ 18,878.00</b>	<b>6</b>	<b>40</b>	<b>3.8</b>	<b>18%</b>	<b>No Action Required</b>	<b>No Action Required</b>
Parking Lot	1.0	\$ 18,878.00	7	40	3.8	18%	No Action Required	No Action Required

These targets for the MPO planning area reflect the targets established by Charlotte County Transit through their Transit Asset Management Plan.



## Charlotte County Transit - Transit Asset management Plan

Last modified by on 12 Feb 21 at 07:08

### Introduction

The Board of County Commissioners-Transit Division, also known as Charlotte County Transit (CCT) is a small transit agency that provides limited bus service throughout Charlotte County. This worksheet provides a straightforward, high-level and structured way to calculate the remaining useful life of the CCT. The performance targets below inventory all CCT transportation system assets \$50,000 and above. For the purpose of the Transit Asset Management Plan (TAMP) and to reduce duplication of effort, CCT adopted definitions already established the Department of Transportation (DOT). The CCT's asset management objective is to meet the required level of services in the most cost-effective manner through long-term management of assets for present and future.

**Table IV-9 Performance Targets & Measures**

Asset Category - Performance Measure	Asset Class	2022 Target	2023 Target	2024 Target	2025 Target	2026 Target
<b>REVENUE VEHICLES</b>						
Age - % of revenue vehicles within a particular asset class that have met or exceeded their Useful Life Benchmark (ULB)	AB - Articulated Bus	N/A				
	AO - Automobile	0%	100%	0%	12%	25%
	BR - Over-the-road Bus	N/A				
	BU - Bus	N/A				
	CU - Cutaway Bus	67%	30%	13%	33%	45%
	DB - Double Decked Bus	N/A				
	FB - Ferryboat	N/A				
	MB - Mini-bus	28%	0%	0%	0%	0%
	MV - Mini-van	0%				
	RT - Rubber-tire Vintage Trolley	N/A				
	SB - School Bus	N/A				
	SV - Sport Utility Vehicle	N/A				
	TB - Trolleybus	N/A				
	VN - Van	60%	0%	0%	0%	0%
Custom 1	N/A					
Custom 2	N/A					
Custom 3	N/A					
<b>EQUIPMENT</b>						
Age - % of vehicles that have met or exceeded their Useful Life Benchmark (ULB)	Non-Revenue/Service Automobile	N/A				
	Steel Wheel Vehicles	N/A				
	Trucks and other Rubber Tire Vehicles	N/A				
	Bus Lift	45%	50%	55%	60%	65%
	Data Equipment	100%	0%	20%	40%	60%
Custom 3	N/A					
<b>FACILITIES</b>						
Condition - % of facilities with a condition rating below 3.0 on the FTA Transit Economic Requirements Model (TERM) Scale	Administration	N/A				
	Maintenance	N/A				
	Parking Structures	NA				
	Passenger Facilities	N/A				
	Parking Lot	20%	22%	25%	27%	30%
	Bush Wash	5%	6%	7%	8%	9%

## Capital Asset Inventory

Please see Appendix A (Asset Register) for the asset inventory listing.

*Table IV-10 Capital Asset Inventory Summary*

<b>Asset Category</b>	<b>Total Number</b>	<b>Avg Age</b>	<b>Avg Mileage</b>	<b>Avg Value</b>
<b>Revenue Vehicles</b>	<b>41</b>	<b>5.3</b>	<b>87,723</b>	<b>\$94,057.41</b>
<i>AB - Articulated Bus</i>	0	-	-	-
<i>AO - Automobile</i>	1	5.0	18,321	\$25,980.00
<i>BR - Over-the-road Bus</i>	0	-	-	-
<i>BU - Bus</i>	0	-	-	-
<i>CU - Cutaway Bus</i>	15	8.1	158,865	\$143,531.80
<i>DB - Double Decked Bus</i>	0	-	-	-
<i>FB - Ferryboat</i>	0	-	-	-
<i>MB - Mini-bus</i>	20	2.5	36,343	\$71,988.95
<i>MV - Mini-van</i>	2	9.0	77,781	\$66,222.00
<i>RT - Rubber-tire Vintage Trolley</i>	0	-	-	-
<i>SB - School Bus</i>	0	-	-	-
<i>SV - Sport Utility Vehicle</i>	0	-	-	-
<i>TB - Trolleybus</i>	0	-	-	-
<i>VN - Van</i>	3	8.0	104,303	\$35,058.00
<i>Custom 1</i>	0	-	-	-
<i>Custom 2</i>	0	-	-	-
<i>Custom 3</i>	0	-	-	-
<b>Equipment</b>	<b>3</b>	<b>8.7</b>	<b>N/A</b>	<b>\$116,776.33</b>
<i>Non Revenue/Service Automobile</i>	0	-	-	-
<i>Steel Wheel Vehicles</i>	0	-	-	-
<i>Trucks and other Rubber Tire Vehicles</i>	0	-	-	-
<i>Bus Lift</i>	1	11.0	N/A	\$23,831.00
<i>Data Equipment</i>	2	7.5	N/A	\$163,249.00
<i>Custom 3</i>	0	-	-	-
<b>Facilities</b>	<b>1</b>	<b>5.5</b>	<b>N/A</b>	<b>\$387,850.00</b>
<i>Administration</i>	0	-	N/A	-
<i>Maintenance</i>	0	-	N/A	-
<i>Parking Structures</i>	0	-	N/A	-
<i>Passenger Facilities</i>	0	-	N/A	-
<i>Parking Lot</i>	1	9.0	N/A	\$18,878.00
<i>Bus Wash</i>	1	1.0	N/A	\$756,822.00
<i>Custom 3</i>	0	-	N/A	-

## Condition Assessment

Please see Appendix B (Asset Condition Data) for individual asset condition listing.

*Table IV-11 Asset Condition Inventory Summary*

Asset Category	Total Number	Avg Age	Avg Mileage	Avg TERM Condition	Avg Value	% At or Past ULB
<b>Revenue Vehicles</b>	<b>41</b>	<b>5.3</b>	<b>94,687</b>	<b>N/A</b>	<b>\$94,057.41</b>	<b>29%</b>
<i>AB - Articulated Bus</i>	0	-	-	N/A	-	-
<i>AO - Automobile</i>	1	5.0	18,869	N/A	\$25,980.00	0%
<i>BR - Over-the-road Bus</i>	0	-	-	N/A	-	-
<i>BU - Bus</i>	0	-	-	N/A	-	-
<i>CU - Cutaway Bus</i>	15	8.1	162,761	N/A	\$143,531.80	47%
<i>DB - Double Decked Bus</i>	0	-	-	N/A	-	-
<i>FB - Ferryboat</i>	0	-	-	N/A	-	-
<i>MB - Mini-bus</i>	20	2.5	47,568	N/A	\$71,988.95	0%
<i>MV - Mini-van</i>	2	9.0	78,315	N/A	\$66,222.00	100%
<i>RT - Rubber-tire Vintage Trolley</i>	0	-	-	N/A	-	-
<i>SB - School Bus</i>	0	-	-	N/A	-	-
<i>SV - Sport Utility Vehicle</i>	0	-	-	N/A	-	-
<i>TB - Trolleybus</i>	0	-	-	N/A	-	-
<i>VN - Van</i>	3	8.0	104,634	N/A	\$35,058.00	100%
<i>Custom 1</i>	0	-	-	N/A	-	-
<i>Custom 2</i>	0	-	-	N/A	-	-
<i>Custom 3</i>	0	-	-	N/A	-	-
<b>Equipment</b>	<b>3</b>	<b>6.3</b>	<b>0</b>	<b>N/A</b>	<b>\$116,776.33</b>	<b>100%</b>
<i>Non Revenue/Service Automobile</i>	0	-	-	N/A	-	-
<i>Steel Wheel Vehicles</i>	0	-	-	N/A	-	-
<i>Trucks and other Rubber Tire Vehicles</i>	0	-	-	N/A	-	-
<i>Bus Lift</i>	1	9.0	0	N/A	\$23,831.00	0%
<i>Data Equipment</i>	2	5.0	N/A	N/A	\$163,249.00	50%
<i>Custom 3</i>	0	-	-	N/A	-	-
<b>Facilities</b>	<b>1</b>	<b>5.5</b>	<b>N/A</b>	<b>4.5</b>	<b>\$387,850.00</b>	<b>N/A</b>
<i>Administration</i>	0	-	N/A	-	-	N/A
<i>Maintenance</i>	0	-	N/A	-	-	N/A
<i>Parking Structures</i>	0	-	N/A	-	-	N/A
<i>Passenger Facilities</i>	0	-	N/A	-	-	N/A
<i>Parking Lot</i>	1	9.0	N/A	4.0	\$18,878.00	N/A
<i>Bush Wash</i>	0	-	N/A	-	-	N/A

## Decision Support

### Investment Prioritization

Maintain capital investment levels and develop requirements for long-term funding requirement as population and projects are completed. Transit Operations Coordinators use their best judgement to prioritize needs and update the Sr. Division Manager.

#### Decision Support Tools

The following tools are used in making investment decisions:

Process/Tool	Brief Description
Fleet Vehicles Service Report Excel Spreadsheet	Automated spreadsheet to calculate required fleet purchase for each year for five years.
Transit Fleet Vehicles Service Report Excel Spreadsheet	Multiple spreadsheets with transit inventory conditions, performance, and safety updates.
Capital Project Planning	Yearly and as needed basis of management review of capital needs and budget.
Transit Development Plan	Every 5 years a major update is completed.

### Investment Prioritization

Appendix A	Asset Register
Appendix B1	Revenue Vehicle (Rolling Stock) Condition Data
Appendix B2	Equipment Condition Data
Appendix B3	Facilities Condition Data

## Appendix A: Asset Register

Asset Category	Asset Class	Asset Name	Make	Model	Count	ID/Serial No.	Asset Owner	Acquisition Year	Vehicle Mileage	Replacement Cost/Value
RevenueVehicles	CU - Cutaway Bus	32415	IHC	Champion/Defender	1	1HVBTAAL3AH245032	31	2010	194,579	\$225,148.00
RevenueVehicles	CU - Cutaway Bus	32416	IHC	Champion/Defender	1	1HVBTAAL5AH245033	31	2010	172,517	\$225,148.00
RevenueVehicles	CU - Cutaway Bus	32417	IHC	Champion/Defender	1	1HVBTAAL7AH245034	31	2010	194,681	\$225,148.00
RevenueVehicles	CU - Cutaway Bus	32418	IHC	Champion/Defender	1	1HVBTAAL4AH250644	31	2010	161,593	\$225,148.00
RevenueVehicles	CU - Cutaway Bus	32419	IHC	Champion/Defender	1	1HVBTAAL9AH245035	31	2010	160,141	\$225,148.00
RevenueVehicles	CU - Cutaway Bus	32664	IHC	Champion/Defender	1	1HVBTAAN3BH339009	31	2011	226,226	\$216,610.00
RevenueVehicles	CU - Cutaway Bus	33474	Chevy C4500	Champion/Defender	1	1GBG6G5BG7B1162979	26	2011	179,300	\$80,384.00
RevenueVehicles	CU - Cutaway Bus	33475	Chevy C4500	Champion/Defender	1	1GBG6G5BG1B1162721	26	2011	229,681	\$80,384.00
RevenueVehicles	MV - Mini-van	33531	Dodge	Chrysler	1	2C4RDGDG6CR172457	17	2012	76,410	\$87,782.00
RevenueVehicles	MV - Mini-van	33735	Dodge	Chrysler	1	2C4RDGDG2CR399547	17	2012	79,152	\$44,662.00
RevenueVehicles	CU - Cutaway Bus	33756	Ford F-450	Goshen/Thor	1	1FDGF4GT6CEB62416	28	2012	204,061	\$86,197.00
RevenueVehicles	CU - Cutaway Bus	33757	Ford F-450	Goshen/Thor	1	1FDGF4GT8CEB62417	28	2012	168,465	\$86,197.00
RevenueVehicles	VN - Van	33776	Ford	E-250	1	1FTNE2EL7DDA72091	18	2013	125,810	\$35,058.00
RevenueVehicles	VN - Van	33777	Ford	E-250	1	1FTNE2EL9DDA72092	18	2013	85,944	\$35,058.00
RevenueVehicles	VN - Van	34059	Ford	E-250	1	1FTNE2EL2DDA72094	18	2013	101,155	\$35,058.00
RevenueVehicles	CU - Cutaway Bus	34082	Ford F-450	Glaval/Sport	1	1FDGF4GT1DEB37361	26	2013	242,603	\$88,344.00
RevenueVehicles	CU - Cutaway Bus	34083	Ford F-450	Glaval/Sport	1	1FDGF4GTXDDEB37360	26	2013	226,764	\$88,344.00
RevenueVehicles	AO - Automobile	35632	Ford	Taurus	1	1FAHP2H86GG138332	17	2016	18,321	\$25,980.00
RevenueVehicles	MB - Mini-bus	36242	Ford	Transit Connect	1	1FDZX2CM0JKA36706	20	2018	77,422	\$65,720.00
RevenueVehicles	MB - Mini-bus	36243	Ford	Transit Connect	1	1FDZX2CM2JKA36707	20	2018	69,201	\$65,720.00
RevenueVehicles	MB - Mini-bus	36249	Ford	Transit Connect	1	1FDZX2CM2JKA36710	20	2018	76,369	\$65,720.00
RevenueVehicles	MB - Mini-bus	36250	Ford	Transit Connect	1	1FDZX2CM4JKA36708	20	2018	78,148	\$65,720.00
RevenueVehicles	MB - Mini-bus	36328	Ford	Transit Connect	1	1FDZX2CMXJKA36714	20	2018	84,521	\$65,720.00
RevenueVehicles	MB - Mini-bus	36332	Ford	Transit Connect	1	1FDZX2CM4JKA36711	20	2018	66,797	\$65,720.00
RevenueVehicles	MB - Mini-bus	36336	Ford	Transit Connect	1	1FDZX2CM8JKA36713	20	2018	63,217	\$65,720.00
RevenueVehicles	MB - Mini-bus	36347	Ford	Transit Connect	1	1FDZX2CM6JKA36709	20	2018	62,405	\$65,720.00
RevenueVehicles	MB - Mini-bus	36348	Ford	Transit Connect	1	1FDZX2CM6JKA36712	20	2018	63,130	\$65,720.00
RevenueVehicles	MB - Mini-bus	36506	Ford	Transit Connect	1	1FDVU4XV0JKB11846	22	2018	38,452	\$65,720.00
RevenueVehicles	MB - Mini-bus	36806	Ford	Transit Connect	1	1FDVU4XV0KKA11652	22	2019	23,032	\$65,720.00
RevenueVehicles	MB - Mini-bus	37342	Ford	Transit Connect	1	1FDVU4XV6KKB31553	22	2019	5,773	\$79,651.00
RevenueVehicles	MB - Mini-bus	37343	Ford	Transit Connect	1	1FDVU4XV8KKB31554	22	2019	3,261	\$79,651.00
RevenueVehicles	MB - Mini-bus	37345	Ford	Transit Connect	1	1FDVU4XV8KKB31555	22	2019	1,586	\$79,651.00
RevenueVehicles	MB - Mini-bus	37437	Ford	Transit Connect	1	1FDVU4XV8KKB31556	22	2019	1,187	\$79,651.00
RevenueVehicles	CU - Cutaway Bus	37438	Ford	Odyssey	1	1FDFE4FS3KDC43871	23	2020	5,797	\$100,259.00
RevenueVehicles	MB - Mini-bus	37440	Ford	Transit Connect	1	1FDVU4XV8KKB31558	22	2019	5,517	\$79,651.00
RevenueVehicles	MB - Mini-bus	37442	Ford	Transit Connect	1	1FDVU4XV8KKB31557	22	2019	1,698	\$79,651.00
RevenueVehicles	MB - Mini-bus	37443	Ford	Transit Connect	1	1FDVU4XV8KKB31559	22	2019	1,815	\$79,651.00
RevenueVehicles	MB - Mini-bus	37447	Ford	Transit Connect	1	1FDVU4XV8KKB31560	22	2019	2,287	\$79,651.00
RevenueVehicles	MB - Mini-bus	37450	Ford	Transit Connect	1	1FDVU4XV8KKB31561	22	2019	1,037	\$79,651.00
RevenueVehicles	CU - Cutaway Bus	37475	Ford	Odyssey	1	1FDFE4FS5KDC43872	23	2020	7,889	\$100,259.00
RevenueVehicles	CU - Cutaway Bus	37481	Ford	Odyssey	1	1FDFE4FS5KDC45346	23	2020	8,682	\$100,259.00
Facilities	Parking Lot	Airport Road			1			2012		\$18,878.00
Facilities	Bush Wash	18000 Paulson						2019		\$756,822.00
Equipment	Bus Lift	Port Charlotte			1			2010		\$23,831.00
Equipment	Data Equipment	RouteM attach	Trip Software		1			2011		\$268,558.00
Equipment	Data Equipment	RouteM attach	Notification Module		1			2016		\$57,940.00

**Appendix B: Asset Condition Data**  
**B1: Revenue Vehicle Assets**

Asset Category	Asset Class	Asset Name	Count	ID/Serial No.	Age (Yrs)	Vehicle Mileage	Replacement Cost/Value	Useful Life Benchmark (Yrs)	Past Useful Life Benchmark
RevenueVehicle	AO - Automobile	35632	1	1FAHP2H86GG138332	5	18,869	\$25,980.00	8	No
RevenueVehicle	CU - Cutaway Bus	32415	1	1HVBTAAL3AH245032	11	195,912	\$225,148.00	10	Yes
RevenueVehicle	CU - Cutaway Bus	32416	1	1HVBTAAL5AH245033	11	172,517	\$225,148.00	10	Yes
RevenueVehicle	CU - Cutaway Bus	32417	1	1HVBTAAL7AH245034	11	195,522	\$225,148.00	10	Yes
RevenueVehicle	CU - Cutaway Bus	32418	1	1HVBTAAL4AH250644	11	162,467	\$225,148.00	10	Yes
RevenueVehicle	CU - Cutaway Bus	32419	1	1HVBTAAL9AH245035	11	160,141	\$225,148.00	10	Yes
RevenueVehicle	CU - Cutaway Bus	32664	1	1HVBTAAN3BH339009	10	227,492	\$216,610.00	10	Yes
RevenueVehicle	CU - Cutaway Bus	33474	1	1GB6G5BG7B1162979	10	179,383	\$80,384.00	10	No
RevenueVehicle	CU - Cutaway Bus	33475	1	1GB6G5BG1B1162721	10	229,952	\$80,384.00	10	Yes
RevenueVehicle	CU - Cutaway Bus	33756	1	1FDGF4GT6CEB62416	9	205,325	\$86,197.00	10	No
RevenueVehicle	CU - Cutaway Bus	33757	1	1FDGF4GT8CEB62417	9	168,465	\$86,197.00	10	No
RevenueVehicle	CU - Cutaway Bus	34082	1	1FDGF4GT1DEB37361	8	253,098	\$88,344.00	10	No
RevenueVehicle	CU - Cutaway Bus	34083	1	1FDGF4GTXDEB37360	8	228,752	\$88,344.00	10	No
RevenueVehicle	CU - Cutaway Bus	37438	1	1FDFE4FS3KDC43871	1	15,177	\$100,259.00	10	No
RevenueVehicle	CU - Cutaway Bus	37475	1	1FDFE4FS5KDC43872	1	12,996	\$100,259.00	10	No
RevenueVehicle	CU - Cutaway Bus	37481	1	1FDFE4FS5KDC45346	1	34,220	\$100,259.00	10	No
RevenueVehicle	MB - Mini-bus	36242	1	1FDZX2CM0JKA36706	3	82,069	\$65,720.00	10	No
RevenueVehicle	MB - Mini-bus	36243	1	1FDZX2CM2JKA36707	3	84,178	\$65,720.00	10	No
RevenueVehicle	MB - Mini-bus	36249	1	1FDZX2CM2JKA36710	3	79,555	\$65,720.00	10	No
RevenueVehicle	MB - Mini-bus	36250	1	1FDZX2CM4JKA36708	3	82,423	\$65,720.00	10	No
RevenueVehicle	MB - Mini-bus	36328	1	1FDZX2CMXJKA36714	3	85,765	\$65,720.00	10	No
RevenueVehicle	MB - Mini-bus	36332	1	1FDZX2CM4JKA36711	3	78,730	\$65,720.00	10	No
RevenueVehicle	MB - Mini-bus	36336	1	1FDZX2CM8JKA36713	3	80,211	\$65,720.00	10	No
RevenueVehicle	MB - Mini-bus	36347	1	1FDZX2CM6JKA36709	3	68,425	\$65,720.00	10	No
RevenueVehicle	MB - Mini-bus	36348	1	1FDZX2CM6JKA36712	3	65,621	\$65,720.00	10	No
RevenueVehicle	MB - Mini-bus	36506	1	1FDVU4XV0JKB11846	3	47,886	\$65,720.00	10	No
RevenueVehicle	MB - Mini-bus	36806	1	1FDVU4XV0KKA11652	2	42,967	\$65,720.00	10	No
RevenueVehicle	MB - Mini-bus	37342	1	1FDVU4XV6KKB31553	2	22,966	\$79,651.00	10	No
RevenueVehicle	MB - Mini-bus	37343	1	1FDVU4XV8KKB31554	2	15,353	\$79,651.00	10	No
RevenueVehicle	MB - Mini-bus	37345	1	1FDVU4XV8KKB31555	2	15,691	\$79,651.00	10	No
RevenueVehicle	MB - Mini-bus	37437	1	1FDVU4XV8KKB31556	2	11,527	\$79,651.00	10	No
RevenueVehicle	MB - Mini-bus	37440	1	1FDVU4XV8KKB31558	2	19,138	\$79,651.00	10	No
RevenueVehicle	MB - Mini-bus	37442	1	1FDVU4XV8KKB31557	2	14,313	\$79,651.00	10	No
RevenueVehicle	MB - Mini-bus	37443	1	1FDVU4XV8KKB31559	2	15,268	\$79,651.00	10	No
RevenueVehicle	MB - Mini-bus	37447	1	1FDVU4XV8KKB31560	2	27,795	\$79,651.00	10	No
RevenueVehicle	MB - Mini-bus	37450	1	1FDVU4XV8KKB31561	2	11,478	\$79,651.00	10	No
RevenueVehicle	MV - Mini-van	33531	1	2C4RDGDG6CR172457	9	76,912	\$87,782.00	8	Yes
RevenueVehicle	MV - Mini-van	33735	1	2C4RDGDG2CR399547	9	79,718	\$44,662.00	8	Yes
RevenueVehicle	VN - Van	33776	1	1FTNE2EL7DDA72091	8	124,162	\$35,058.00	8	Yes
RevenueVehicle	VN - Van	33777	1	1FTNE2EL9DDA72092	8	89,699	\$35,058.00	8	Yes

RevenueVehicle	VN - Van	34059	1	1FTNE2EL2DDA72094	8	100,042	\$35,058.00	8	Yes
RevenueVehicle	CU - Cutaway Bus	32415	1	1HVBTAAL3AH245032	11	195,912	\$225,148.00	10	Yes
RevenueVehicle	CU - Cutaway Bus	32416	1	1HVBTAAL5AH245033	11	172,517	\$225,148.00	10	Yes
RevenueVehicle	CU - Cutaway Bus	32417	1	1HVBTAAL7AH245034	11	195,522	\$225,148.00	10	Yes
RevenueVehicle	CU - Cutaway Bus	32418	1	1HVBTAAL4AH250644	11	162,467	\$225,148.00	10	Yes
RevenueVehicle	CU - Cutaway Bus	32419	1	1HVBTAAL9AH245035	11	160,141	\$225,148.00	10	Yes
RevenueVehicle	CU - Cutaway Bus	32664	1	1HVBTAAN3BH339009	10	227,492	\$216,610.00	10	Yes
RevenueVehicle	CU - Cutaway Bus	33474	1	1GB6G5BG7B1162979	10	179,383	\$80,384.00	10	No
RevenueVehicle	CU - Cutaway Bus	33475	1	1GB6G5BG1B1162721	10	229,952	\$80,384.00	10	Yes
RevenueVehicle	CU - Cutaway Bus	33756	1	1FDGF4GT6CEB62416	9	205,325	\$86,197.00	10	No
RevenueVehicle	CU - Cutaway Bus	33757	1	1FDGF4GT8CEB62417	9	168,465	\$86,197.00	10	No
RevenueVehicle	CU - Cutaway Bus	34082	1	1FDGF4GT1DEB37361	8	253,098	\$88,344.00	10	No
RevenueVehicle	CU - Cutaway Bus	34083	1	1FDGF4GTXDEB37360	8	228,752	\$88,344.00	10	No
RevenueVehicle	CU - Cutaway Bus	37438	1	1FDFE4FS3KDC43871	1	15,177	\$100,259.00	10	No
RevenueVehicle	CU - Cutaway Bus	37475	1	1FDFE4FS5KDC43872	1	12,996	\$100,259.00	10	No
RevenueVehicle	CU - Cutaway Bus	37481	1	1FDFE4FS5KDC45346	1	34,220	\$100,259.00	10	No
RevenueVehicle	MB - Mini-bus	36242	1	1FDZX2CM0JKA36706	3	82,069	\$65,720.00	10	No
RevenueVehicle	MB - Mini-bus	36243	1	1FDZX2CM2JKA36707	3	84,178	\$65,720.00	10	No
RevenueVehicle	MB - Mini-bus	36249	1	1FDZX2CM2JKA36710	3	79,555	\$65,720.00	10	No
RevenueVehicle	MB - Mini-bus	36250	1	1FDZX2CM4JKA36708	3	82,423	\$65,720.00	10	No
RevenueVehicle	MB - Mini-bus	36328	1	1FDZX2CMXJKA36714	3	85,765	\$65,720.00	10	No
RevenueVehicle	MB - Mini-bus	36332	1	1FDZX2CM4JKA36711	3	78,730	\$65,720.00	10	No
RevenueVehicle	MB - Mini-bus	36336	1	1FDZX2CM8JKA36713	3	80,211	\$65,720.00	10	No
RevenueVehicle	MB - Mini-bus	36347	1	1FDZX2CM6JKA36709	3	68,425	\$65,720.00	10	No
RevenueVehicle	MB - Mini-bus	36348	1	1FDZX2CM6JKA36712	3	65,621	\$65,720.00	10	No
RevenueVehicle	MB - Mini-bus	36506	1	1FDVU4XV0JKB11846	3	47,886	\$65,720.00	10	No
RevenueVehicle	MB - Mini-bus	36806	1	1FDVU4XV0KKA11652	2	42,967	\$65,720.00	10	No
RevenueVehicle	MB - Mini-bus	37342	1	1FDVU4XV6KKB31553	2	22,966	\$79,651.00	10	No
RevenueVehicle	MB - Mini-bus	37343	1	1FDVU4XV8KKB31554	2	15,353	\$79,651.00	10	No
RevenueVehicle	MB - Mini-bus	37345	1	1FDVU4XV8KKB31555	2	15,691	\$79,651.00	10	No

RevenueVehicle	MB - Mini-bus	37437	1	1FDVU4XV8KKB31556	2	11,527	\$79,651.00	10	No
RevenueVehicle	MB - Mini-bus	37440	1	1FDVU4XV8KKB31558	2	19,138	\$79,651.00	10	No
RevenueVehicle	MB - Mini-bus	37442	1	1FDVU4XV8KKB31557	2	14,313	\$79,651.00	10	No
RevenueVehicle	MB - Mini-bus	37443	1	1FDVU4XV8KKB31559	2	15,268	\$79,651.00	10	No
RevenueVehicle	MB - Mini-bus	37447	1	1FDVU4XV8KKB31560	2	27,795	\$79,651.00	10	No
RevenueVehicle	MB - Mini-bus	37450	1	1FDVU4XV8KKB31561	2	11,478	\$79,651.00	10	No
RevenueVehicle	MV - Mini-van	33531	1	2C4RDGDG6CR172457	9	76,912	\$87,782.00	8	Yes
RevenueVehicle	MV - Mini-van	33735	1	2C4RDGDG2CR399547	9	79,718	\$44,662.00	8	Yes
RevenueVehicle	VN - Van	33776	1	1FTNE2EL7DDA72091	8	124,162	\$35,058.00	8	Yes
RevenueVehicle	VN - Van	33777	1	1FTNE2EL9DDA72092	8	89,699	\$35,058.00	8	Yes
RevenueVehicle	VN - Van	34059	1	1FTNE2EL2DDA72094	8	100,042	\$35,058.00	8	Yes

## Appendix B: Asset Condition Data

### B2: Equipment Assets

Asset Category	Asset Class	Asset Name	Count	ID/Serial No.	Age (Yrs)	Vehicle Mileage	Replacement Cost/Value	Useful Life Benchmark (Yrs)	Past Useful Life Benchmark
Equipment	Bus Lift	Port charlotte	1		9		\$23,831.00	20	No
Equipment	Data Equipment	RouteMatch			8		\$268,558.00	5	Yes
Equipment	Data Equipment	RouteMatch			2		\$57,940.00	5	No

## Appendix B: Asset Condition Data

### B3: Facilities Assets

Asset Category	Asset Class	Asset Name	Count	ID/Serial No.	Age (Yrs)	TERM Scale Condition	Replacement Cost/Value
Facilities	Bush Wash	18000 Paulson			2	5	\$756,822.00
Facilities	Parking Lot	Airport Road	1		9	4	\$18,878.00



## Transit Safety Performance

The Federal Transit Administration (FTA) established transit safety performance management requirements in the Public Transportation Agency Safety Plan (PTASP) final rule, which was published on July 19, 2018. This rule requires providers of public transportation systems that receive federal financial assistance under 49 U.S.C. Chapter 53 to develop and implement a PTASP based on a Safety Management Systems approach.

The rule applies to all operators of public transportation that are a recipient or sub-recipient of FTA Urbanized Area Formula Grant Program funds under 49 U.S.C. Section 5307, or that operate a rail transit system that is subject to FTA's State Safety Oversight Program. The rule does not apply to certain modes of transit service that are subject to the safety jurisdiction of another Federal agency, including passenger ferry operations that are regulated by the United States Coast Guard, and commuter rail operations that are regulated by the Federal Railroad Administration.

The PTASP must include performance targets for the performance measures established by FTA in the National Public Transportation Safety Plan, which was published on January 28, 2017. The transit safety performance measures are:

- Total number of reportable fatalities and rate per total vehicle revenue miles by mode.
- Total number of reportable injuries and rate per total vehicle revenue miles by mode.
- Total number of reportable safety events and rate per total vehicle revenue miles by mode.
- System reliability – mean distance between major mechanical failures by mode.

In Florida, each Section 5307 or 5311 transit provider must develop a System Safety Program Plan (SSPP) under Chapter 14-90, Florida Administrative Code. FDOT technical guidance recommends that Florida's transit agencies revise their existing SSPPs to be compliant with the new FTA PTASP requirements.<sup>2</sup>

Each provider of public transportation that is subject to the federal rule must certify that its SSPP meets the requirements for a PTASP, including transit safety targets for the federally required measures. Providers initially were required to certify a PTASP and targets by July 20, 2020. However, on April 22, 2020, FTA extended the deadline to December 31, 2020 to provide regulatory flexibility due to the extraordinary operational challenges presented by the COVID-19 public health emergency. On December 11, 2020, FTA extended the PTASP deadline for a second time to July 20, 2021. Once the public transportation provider establishes targets, it must make the targets available to MPOs to aid in the planning process. MPOs have 180 days after receipt of the PTASP targets to establish transit safety targets for the MPO planning area. In addition, the Charlotte County-Punta Gorda MPO must reflect those targets in any LRTP and TIP updated on or after July 20, 2021.

---

<sup>2</sup> FDOT Public Transportation Agency Safety Plan Guidance Document for Transit Agencies. Available at <https://www.fdot.gov/transit/default.shtm>

## Transit Safety Performance Measures

The Federal Transit Administration (FTA) established transit safety performance management requirements in the Public Transportation Agency Safety Plan (PTASP) final rule, which was published on July 19, 2018. This rule requires providers of public transportation systems that receive federal financial assistance under 49 U.S.C. Chapter 53 to develop and implement a PTASP based on a Safety Management Systems approach.

The rule applies to all operators of public transportation that are a recipient or sub-recipient of FTA Urbanized Area Formula Grant Program funds under 49 U.S.C. Section 5307, or that operate a rail transit system that is subject to FTA's State Safety Oversight Program. The rule does not apply to certain modes of transit service that are subject to the safety jurisdiction of another Federal agency, including passenger ferry operations that are regulated by the United States Coast Guard, and commuter rail operations that are regulated by the Federal Railroad Administration.

The PTASP must include performance targets for the performance measures established by FTA in the National Public Transportation Safety Plan, which was published on January 28, 2017. The transit safety performance measures are:

1. Total number of reportable fatalities.
2. Rate of reportable fatalities per total vehicle revenue miles by mode.
3. Total number of reportable injuries.
4. Rate of reportable injuries per total vehicle revenue miles by mode.
5. Total number of reportable safety events.
6. Rate of reportable events per total vehicle revenue miles by mode.
7. System reliability - Mean distance between major mechanical failures by mode.

In Florida, each Section 5307 or 5311 transit provider must develop a System Safety Program Plan (SSPP) under Chapter 14-90, Florida Administrative Code. FDOT technical guidance recommends that Florida's transit agencies revise their existing SSPPs to be compliant with the new FTA PTASP requirements.<sup>3</sup>

Each provider of public transportation that is subject to the federal rule must certify that its SSPP meets the requirements for a PTASP, including transit safety targets for the federally required measures. Providers initially were required to certify a PTASP and targets by July 20, 2020. However, on April 22, 2020, FTA extended the deadline to December 31, 2020 to provide regulatory flexibility due to the extraordinary operational challenges presented by the COVID-19 public health emergency. On December 11, 2020, FTA extended the PTASP deadline for a second time to July 20, 2021. Once the public transportation provider establishes targets, it must make the targets available to MPOs to aid in the planning process. MPOs have 180 days after receipt of the PTASP targets to establish transit safety targets for the MPO planning area. In

---

<sup>3</sup> FDOT Public Transportation Agency Safety Plan Guidance Document for Transit Agencies. Available at <https://www.fdot.gov/transit/default.shtm>

addition, the Charlotte County-Punta Gorda MPO must reflect those targets in any LRTP and TIP updated on or after July 20, 2021.

### **Transit Provider Coordination with States and MPOs**

Key considerations for MPOs and transit agencies:

- Transit operators are required to review, update, and certify their PTASP annually.
- A transit agency must make its safety performance targets available to states and MPOs to aid in the planning process, along with its safety plans.
- To the maximum extent practicable, a transit agency must coordinate with states and MPOs in the selection of state and MPO safety performance targets.
- MPOs are required to establish initial transit safety targets within 180 days of the date that public transportation providers establish initial targets. MPOs are not required to establish transit safety targets annually each time the transit provider establishes targets. Instead, subsequent MPO targets must be established when the MPO updates the TIP or LRTP. When establishing transit safety targets, the MPO can either agree to program projects that will support the transit provider targets or establish its own regional transit targets for the MPO planning area. In cases where two or more providers operate in an MPO planning area and establish different targets for a given measure, the MPO has the option of coordinating with the providers to establish a single target for the MPO planning area, or establishing a set of targets for the MPO planning area that reflects the differing transit provider targets.

MPOs and states must reference those targets in their long-range transportation plans. States and MPOs must each describe the anticipated effect of their respective transportation improvement programs toward achieving their targets.

### **Transit Safety Targets in the Charlotte County-Punta Gorda MPO Area**

On October 5, 2020, the Charlotte County-Punta Gorda MPO agreed to support Charlotte County Transit's transit safety targets, thus agreeing to plan and program projects in the TIP that once implemented, are anticipated to make progress toward achieving the transit provider targets.

The Charlotte County Transit established the transit safety targets identified in **Table IV-12** on August 27, 2020. The transit safety targets are based on review of the previous 4 years of Charlotte County Transit's safety performance data from 2016 to 2019. The table summarizes the targets for 2021 and the available data for existing safety performance for the most recent year.

**Table IV-12 Charlotte County Transit Safety Performance Targets**

<b>Performance Measure</b>	<b>Baseline Performance (2019)</b>	<b>2021 Target</b>
Total number of reportable fatalities	0	0
Rate of reportable fatalities per total vehicle revenue miles by mode	0	0
Total number of reportable injuries	0	7
Rate of reportable injuries per total vehicle revenue miles by mode	0	0.2
Total number of reportable safety events	Not Available	9
Rate of reportable safety events per total vehicle revenue miles by mode	Not Available	0.3
Mean distance between major mechanical failures by mode	18,002	19,768

**Charlotte County-Punta Gorda MPO Programmatic Support to Transit Safety Performance Targets**

On October 5, 2020, the Charlotte County-Punta Gorda MPO agreed to support Charlotte County Transit’s safety targets, thus agreeing to plan and program projects in the TIP that once implemented, are anticipated to make progress toward achieving the targets.

The Charlotte County-Punta Gorda MPO TIP was developed and is managed in cooperation with Charlotte County Transit. It reflects the investment priorities established in the Charlotte County Transit 2045 LRTP.

The LRTP systems performance report discusses the condition and performance of the transportation system for each applicable target as well as the progress achieved by the MPO in meeting targets in comparison with performance recorded in previous reports. The FTA transit safety performance measures are new.

The Charlotte County-Punta Gorda MPO recognizes the importance of linking goals, objectives, and investment priorities to stated performance objectives, and that establishing this link is critical to the achievement of national transportation goals and statewide and regional performance targets. As such, the LRTP directly reflects the goals, objectives, performance measures, and targets as they are described in other public transportation plans and processes and the current Charlotte County-Punta Gorda MPO 2045 LRTP.

**Draft Tentative Five-Year Work Program Public Hearing Detail Report - As of October 21, 2021**

July 1, 2022 through June 30, 2027

Florida Department of Transportation - District One

**CHARLOTTE COUNTY**

**Highways**

**412665-1 - CHARLOTTE COUNTY TSMCA**

Type of Work: TRAFFIC CONTROL DEVICES/SYSTEM

Phase	Fund Code	2023	2024	2025	2026	2027
Operations	DDR		\$312,686	\$322,067	\$338,170	
	DITS	\$268,766				\$101,905
<b>Total for Project 412665-1</b>		<b>\$268,766</b>	<b>\$312,686</b>	<b>\$322,067</b>	<b>\$338,170</b>	<b>\$101,905</b>

**413042-7 - I-75 (SR 93) AT N JONES LOOP ROAD INTERCHANGE**

Type of Work: LANDSCAPING

Phase	Fund Code	2023	2024	2025	2026	2027
Preliminary Engineering	DIH	\$5,000				
Construction	DDR		\$1,182,720			
	DIH		\$1,056			
<b>Total for Project 413042-7</b>		<b>\$5,000</b>	<b>\$1,183,776</b>			

**413625-1 - CITY OF PUNTA GORDA TSMCA**

Type of Work: TRAFFIC CONTROL DEVICES/SYSTEM

Phase	Fund Code	2023	2024	2025	2026	2027
Operations	DDR		\$121,813	\$125,468	\$131,741	
	DITS	\$89,133				
<b>Total for Project 413625-1</b>		<b>\$89,133</b>	<b>\$121,813</b>	<b>\$125,468</b>	<b>\$131,741</b>	

**434965-2 - HARBORVIEW ROAD FROM MELBOURNE ST TO I-75**

Type of Work: ADD LANES & RECONSTRUCT

Phase	Fund Code	2023	2024	2025	2026	2027
Right of Way	ACSA	\$640,864				
	CM		\$320,053			
	LF	\$4,990,000				
	SA		\$574,480			
	SL	\$606,046	\$5,908,787			
Environmental	TALT		\$10,000			
<b>Total for Project 434965-2</b>		<b>\$6,236,910</b>	<b>\$6,813,320</b>			

**434965-3 - HARBORVIEW ROAD FROM MELBOURNE ST TO DATE ST**

Type of Work: ADD LANES & RECONSTRUCT

Phase	Fund Code	2023	2024	2025	2026	2027
Railroad & Utilities	LF				\$5,805,000	
Construction	CM				\$310,150	
	LF				\$9,935,382	
	SA				\$9,420,184	
	SL				\$2,472,240	
<b>Total for Project 434965-3</b>					<b>\$27,942,956</b>	

**Draft Tentative Five-Year Work Program Public Hearing Detail Report - As of October 21, 2021**

July 1, 2022 through June 30, 2027

Florida Department of Transportation - District One

**CHARLOTTE COUNTY**

**Highways**

**435105-2 - CR 765A (TAYLOR RD) FROM N JONES LOOP TO AIRPORT RD PHASE I**

Type of Work: SIDEWALK

Phase	Fund Code	2023	2024	2025	2026	2027
Preliminary Engineering	TALL		\$491,844			
	TALT		\$164,677			
<b>Total for Project 435105-2</b>			<b>\$656,521</b>			

**437001-2 - PUNTA GORDA WEIGH IN MOTION (WIM) SCREENING**

Type of Work: MCCO WEIGH STATION STATIC/WIM

Phase	Fund Code	2023	2024	2025	2026	2027
Construction	DWS		\$3,803,002			
<b>Total for Project 437001-2</b>			<b>\$3,803,002</b>			

**437105-1 - CHARLOTTE TMC OPS FUND COUNTY WIDE**

Type of Work: OTHER ITS

Phase	Fund Code	2023	2024	2025	2026	2027
Operations	DDR	\$90,000	\$90,000	\$90,000	\$90,000	
<b>Total for Project 437105-1</b>			<b>\$90,000</b>	<b>\$90,000</b>	<b>\$90,000</b>	

**438262-1 - SR 45 (US 41) TAMiami TRAIL FROM CONWAY BLVD TO MIDWAY BLVD**

Type of Work: SIDEWALK

Phase	Fund Code	2023	2024	2025	2026	2027
Preliminary Engineering	DS	\$257,305				
	SL	\$328,033				
	TALL	\$212,996				
	TALT	\$31,666				
Construction	CM					\$2,803
	DDR					\$2,642,502
	DIH					\$1,154
	DS					\$323,487
	SL					\$5,857
	TALL					\$14,941
	TALT					\$1,484,932
<b>Total for Project 438262-1</b>			<b>\$830,000</b>			<b>\$4,475,676</b>

**438996-1 - I-75 (SR 93) AT CR 769 (KINGS HWY)**

Type of Work: LANDSCAPING

Phase	Fund Code	2023	2024	2025	2026	2027
Construction	DDR	\$1,007,908				
	DIH	\$51,350				
<b>Total for Project 438996-1</b>			<b>\$1,059,258</b>			

**Draft Tentative Five-Year Work Program Public Hearing Detail Report - As of October 21, 2021**

July 1, 2022 through June 30, 2027

Florida Department of Transportation - District One

**CHARLOTTE COUNTY**

**Highways**

**440442-1 - SR 45 (US 41) FROM MIDWAY BLVD TO PAULSON DR**

Type of Work: SIDEWALK

Phase	Fund Code	2023	2024	2025	2026	2027
Environmental	TALT		\$75,000			
<b>Total for Project 440442-1</b>			<b>\$75,000</b>			

**441524-1 - TAMiami TRAIL (SR 45/US 41) FROM WILLIAM ST TO PEACE RIVER BRIDGE**

Type of Work: RESURFACING

Phase	Fund Code	2023	2024	2025	2026	2027
Construction	DDR		\$4,636,893			
	DIH		\$1,056			
	DS		\$321,462			
	LF		\$713,793			
	SA		\$621,948			
	SL		\$105,600			
Environmental	DS		\$50,000			
	TALT	\$20,000				
<b>Total for Project 441524-1</b>			<b>\$20,000</b>	<b>\$6,450,752</b>		

**441552-1 - SR 35 (US 17) FROM SR 45 (US 41) TO BERMONT ROAD (CR 74)**

Type of Work: RESURFACING

Phase	Fund Code	2023	2024	2025	2026	2027
Preliminary Engineering	DDR	\$1,000,000				
Construction	DIH		\$5,280			
	DS		\$7,941,519			
<b>Total for Project 441552-1</b>			<b>\$1,000,000</b>	<b>\$7,946,799</b>		

**441950-1 - SR 31 FROM CR 74 TO CR 74**

Type of Work: ROUNDABOUT

Phase	Fund Code	2023	2024	2025	2026	2027
Right of Way	SL	\$847,720		\$7,034,465		
<b>Total for Project 441950-1</b>			<b>\$847,720</b>	<b>\$7,034,465</b>		

**442098-1 - I-75 (SR 93) ADMS FROM LEE COUNTY LINE TO SARASOTA COUNTY LINE**

Type of Work: DYNAMIC MESSAGE SIGN

Phase	Fund Code	2023	2024	2025	2026	2027
Preliminary Engineering	DDR				\$300,000	
	DITS	\$125,000				
Design Build	DDR	\$505,952				
	DIH	\$5,135				
	DITS	\$1,540,500				
<b>Total for Project 442098-1</b>			<b>\$2,176,587</b>		<b>\$300,000</b>	

**Draft Tentative Five-Year Work Program Public Hearing Detail Report - As of October 21, 2021**

July 1, 2022 through June 30, 2027

Florida Department of Transportation - District One

**CHARLOTTE COUNTY**

Highways

**444907-1 - SR 776 (EL JOBEAN RD) FROM MYAKKA RIVER TO MURDOCK CIRCLE**

Type of Work: LANDSCAPING

Phase	Fund Code	2023	2024	2025	2026	2027
Construction	DDR				\$852,000	
<b>Total for Project 444907-1</b>					<b>\$852,000</b>	

**445475-1 - SR 776 FROM MYAKKA RIVER TO WILLOWBEND DR**

Type of Work: RESURFACING

Phase	Fund Code	2023	2024	2025	2026	2027
Construction	DDR	\$1,749,428				
	DIH	\$1,027				
	DS	\$818,891				
	SL	\$344,393				
<b>Total for Project 445475-1</b>		<b>\$2,913,739</b>				

**446281-1 - I-75 PUNTA GORDA WEIGH STATION - RESURFACING**

Type of Work: MCCO WEIGH STATION STATIC/WIM

Phase	Fund Code	2023	2024	2025	2026	2027
Construction	DWS			\$12,282,882		
<b>Total for Project 446281-1</b>				<b>\$12,282,882</b>		

**446339-1 - US 41 (SR 45) AT S FORK ALLIGATOR CREEK**

Type of Work: PEDESTRIAN/WILDLIFE OVERPASS

Phase	Fund Code	2023	2024	2025	2026	2027
Preliminary Engineering	TALL			\$290,000		
<b>Total for Project 446339-1</b>				<b>\$290,000</b>		

**448931-1 - SR 45 (US 41) FROM S OF MORNINGSIDE DR TO N OF ST PIERRE RD**

Type of Work: RESURFACING

Phase	Fund Code	2023	2024	2025	2026	2027
Preliminary Engineering	DIH	\$544,000				
Construction	DDR			\$757,532		
	DIH			\$5,430		
	DS			\$6,124,729		
<b>Total for Project 448931-1</b>		<b>\$544,000</b>		<b>\$6,887,691</b>		

**449652-1 - SR 776 FROM MERCHANTS CROSSING TO SARASOTA COUNTY LINE**

Type of Work: SAFETY PROJECT

Phase	Fund Code	2023	2024	2025	2026	2027
Preliminary Engineering	ACSS				\$479,000	
<b>Total for Project 449652-1</b>					<b>\$479,000</b>	



**Draft Tentative Five-Year Work Program Public Hearing Detail Report - As of October 21, 2021**

July 1, 2022 through June 30, 2027

Florida Department of Transportation - District One

**CHARLOTTE COUNTY**

**Maintenance**

**408252-1 - CHARLOTTE CO ROADWAY & BRIDGE MAINT PRIMARY SYSTEM**

Type of Work: ROUTINE MAINTENANCE

Phase	Fund Code	2023	2024	2025	2026	2027
Bridge/Roadway/Contract Maintenance	D	\$65,000	\$65,000			
<b>Total for Project 408252-1</b>		<b>\$65,000</b>	<b>\$65,000</b>			

**408253-1 - CHARLOTTE CO ROADWAY & BRIDGE MAINT INTERSTATE SYSTEM**

Type of Work: ROUTINE MAINTENANCE

Phase	Fund Code	2023	2024	2025	2026	2027
Bridge/Roadway/Contract Maintenance	D	\$12,000	\$12,000			
<b>Total for Project 408253-1</b>		<b>\$12,000</b>	<b>\$12,000</b>			

**412573-1 - CHARLOTTE COUNTY HIGHWAY LIGHTING**

Type of Work: ROUTINE MAINTENANCE

Phase	Fund Code	2023	2024	2025	2026	2027
Bridge/Roadway/Contract Maintenance	D		\$252,335			
<b>Total for Project 412573-1</b>			<b>\$252,335</b>			

**413536-1 - PUNTA GORDA HIGHWAY LIGHTING**

Type of Work: ROUTINE MAINTENANCE

Phase	Fund Code	2023	2024	2025	2026	2027
Bridge/Roadway/Contract Maintenance	D	\$187,520	\$173,241			
<b>Total for Project 413536-1</b>		<b>\$187,520</b>	<b>\$173,241</b>			

**427781-1 - ITS DEVICES ELECTRIC**

Type of Work: OTHER ITS

Phase	Fund Code	2023	2024	2025	2026	2027
Bridge/Roadway/Contract Maintenance	D	\$27,000	\$27,000			
<b>Total for Project 427781-1</b>		<b>\$27,000</b>	<b>\$27,000</b>			

**432899-1 - CHARLOTTE COUNTY ASSET MAINTENANCE**

Type of Work: ROUTINE MAINTENANCE

Phase	Fund Code	2023	2024	2025	2026	2027
Bridge/Roadway/Contract Maintenance	D	\$70,000	\$70,000			
<b>Total for Project 432899-1</b>		<b>\$70,000</b>	<b>\$70,000</b>			

**Draft Tentative Five-Year Work Program Public Hearing Detail Report - As of October 21, 2021**

July 1, 2022 through June 30, 2027

Florida Department of Transportation - District One

**CHARLOTTE COUNTY**

**Maintenance**

**432899-2 - CHARLOTTE COUNTY ASSET MAINTENANCE**

Type of Work: ROUTINE MAINTENANCE

Phase	Fund Code	2023	2024	2025	2026	2027
Bridge/Roadway/Contract Maintenance	D	\$2,236,231	\$2,236,231	\$2,236,231	\$2,236,231	\$2,236,231
<b>Total for Project 432899-2</b>		<b>\$2,236,231</b>	<b>\$2,236,231</b>	<b>\$2,236,231</b>	<b>\$2,236,231</b>	<b>\$2,236,231</b>

**Draft Tentative Five-Year Work Program Public Hearing Detail Report - As of October 21, 2021**

July 1, 2022 through June 30, 2027

Florida Department of Transportation - District One

**CHARLOTTE COUNTY**

**Miscellaneous**

**443602-1 - CAPE HAZE PIONEER TR FROM MYAKKA STATE FOREST TO US41(SR45)TAMIAMI TR**

Type of Work: BIKE PATH/TRAIL

Phase	Fund Code	2023	2024	2025	2026	2027
PD & E	DIH		\$1,000			
<b>Total for Project 443602-1</b>			<b>\$1,000</b>			

**Draft Tentative Five-Year Work Program Public Hearing Detail Report - As of October 21, 2021**

July 1, 2022 through June 30, 2027

Florida Department of Transportation - District One

## Fund Codes

<b>Federal</b>	<b>ACSA - ADVANCE CONSTRUCTION (SA)</b> <b>DU - STATE PRIMARY/FEDERAL REIMB</b> <b>PL - METRO PLAN (85% FA; 15% OTHER)</b> <b>TALL - TRANSPORTATION ALTS- &lt;200K</b>	<b>ACSS - ADVANCE CONSTRUCTION (SS,HSP)</b> <b>FAA - FEDERAL AVIATION ADMIN</b> <b>SA - STP, ANY AREA</b> <b>TALT - TRANSPORTATION ALTS- ANY AREA</b>	<b>CM - CONGESTION MITIGATION - AQ</b> <b>FTA - FEDERAL TRANSIT ADMINISTRATION</b> <b>SL - STP, AREAS &lt;= 200K</b>
<b>Local</b>	<b>LF - LOCAL FUNDS</b>		
<b>State</b>	<b>D - UNRESTRICTED STATE PRIMARY</b> <b>DITS - STATEWIDE ITS - STATE 100%.</b> <b>DWS - WEIGH STATIONS - STATE 100%</b>	<b>DDR - DISTRICT DEDICATED REVENUE</b> <b>DPTO - STATE - PTO</b>	<b>DIH - STATE IN-HOUSE PRODUCT SUPPORT</b> <b>DS - STATE PRIMARY HIGHWAYS &amp; PTO</b>

# **SECTION-V**

## **CHARLOTTE COUNTY CAPITAL IMPROVEMENTS PROGRAM**

The adopted FY 2022 through FY 2027 Charlotte County Capital Improvements Program was developed in accordance with Chapter 163, Florida Statutes, 1985), and the corresponding implementing rules (Rule 9J-5, Florida Administrative Code The Capital Budget/CIP serves as the implementing mechanism of the Capital Improvements Element (CIE) of the Comprehensive Plan by providing capital funding for CIE projects directly linked to maintaining adopted levels of service. In doing this, the County continues with its development of comprehensively utilizing "level of service" standards to define community needs, and compare public facility plans, funding levels, and expected results. The County Capital Improvements Program can be expected to be a central part of this system.

## Capital Improvements Program Operating Costs by Infrastructure Type and Department

2022 Adopted CIP  
(in thousands 000)

	FY 22	FY 23	FY 24	FY 25	FY 26	FY 27
<b>Parks Total</b>	<b>47.0</b>	<b>64.2</b>	<b>174.3</b>	<b>99.3</b>	<b>144.4</b>	<b>144.4</b>
<b>Roadway and Sidewalk Infrastructure</b>	<b>507.7</b>	<b>545.7</b>	<b>612.6</b>	<b>605.8</b>	<b>730.2</b>	<b>679.7</b>
<b>Public Works Engineering</b>						
<b>R-02</b> Road Improvements Right of Way Mapping	0.0	0.0	0.0	0.0	0.0	0.0
<b>R-03</b> Sidewalks 2009 Sales Tax Extension	75.0	77.3	79.6	82.0	84.4	86.1
<b>R-04</b> Sidewalks - Close Gaps on Road & Bridge Roads	0.0	0.0	0.0	0.0	0.0	30.0
<b>R-05</b> Sidewalks - Road and Bridge Roads	0.0	0.0	0.0	0.0	90.0	90.0
<b>R-06</b> Multi Use Trails and on-road bicycle lanes	0.0	15.0	15.0	15.0	15.0	15.0
<b>R-07</b> Regional Bicycle-Pedestrian Trails & Sidewalks	0.0	0.0	0.0	3.0	3.0	3.0
<b>R-08</b> Sidewalk Hazard Mitigation (HB41)	0.0	50.0	50.0	50.0	50.0	50.0
<b>R-09</b> Intersection Improvements at Various Locations	0.0	0.0	0.0	0.0	0.0	0.0
<b>R-10</b> Edgewater Corridor Ph 1/SR 776 to Collingswood Blvd.	0.0	0.0	0.0	0.0	0.0	0.0
<b>R-11</b> Edgewater Corridor Ph 2 - Harbor to Midway 4 Lane	28.0	28.8	29.7	30.6	31.5	0.0
<b>R-12</b> Edgewater Widening Ph 3- Midway to Collingswood	0.0	0.0	0.0	0.0	0.0	0.0
<b>R-13</b> Edgewater/Flamingo Ph4 Corridor Connection	0.0	0.0	0.0	0.0	0.0	0.0
<b>R-14</b> Edgewater/Flamingo Widening (Ph 5)	0.0	0.0	0.0	0.0	0.0	0.0
<b>R-15</b> Harborview Road Widening	0.0	0.0	0.0	0.0	0.0	0.0
<b>R-16</b> Hillsborough Blvd/Cranberry Blvd Intersection Improvements	0.0	0.0	0.0	0.0	0.0	0.0
<b>R-17</b> Kings Highway Widening - I75 to Desoto County Line	0.0	0.0	0.0	0.0	0.0	0.0
<b>R-18</b> Olean Blvd US 41 to Easy	0.0	18.0	18.5	18.5	18.5	18.5
<b>R-19</b> Parkside CRA Multi-use Trails & Greenway	15.0	15.0	15.0	15.0	15.0	15.0
<b>R-20</b> Sandhill Blvd Widening - Kings Hwy to Capricorn	0.0	0.0	0.0	0.0	0.0	40.0
<b>R-21</b> West Port Infrastructure	0.0	0.0	0.0	0.0	0.0	0.0
<b>R-22</b> Burnt Store Road Ph2 Widening from Notre Dame to Zemel	0.0	40.0	40.0	40.0	40.0	40.0
<b>R-23</b> Burnt Store Road Phase 3 / From 3200' N of Zemel Road to Lee County Line	20.0	20.6	21.2	21.9	22.5	0.0
<b>R-24</b> Piper Road North / Enterprise Charlotte Airport Park	0.0	0.0	30.0	30.9	31.8	0.0
<b>R-25</b> CR 771 (Gasparilla Road) -SR 776 to Rotonda Blvd East	20.0	20.6	21.2	21.9	22.5	0.0
<b>R-26</b> CR 775 (Placida Rd) Safety Impvts/Rotonda Blvd West to Boca Grande Cswy	15.0	15.5	15.9	16.4	16.9	0.0
<b>R-27</b> Harbor Boulevard - US 41 to Olean Blvd (including Gateway)	25.0	25.0	25.0	25.0	25.0	25.0
<b>R-28</b> Midway Blvd - Sharpe St to Kings Hwy (including US 41 pipes)	0.0	20.0	20.6	21.2	21.9	21.9
<b>R-29</b> Burnt Store Road Ph 1 Safety & Widening from US 41 to Notre Dame	20.6	21.2	21.9	22.5	23.2	23.2
<b>S-02</b> Deep Creek Sidewalks	0.0	4.0	4.0	4.0	4.0	4.0
<b>S-03</b> Englewood East Sidewalks	0.0	20.0	20.0	20.0	20.0	20.0
<b>S-04</b> Gasparilla Pines Sidewalk in Placida	0.0	0.0	10.0	10.0	10.0	10.0
<b>S-05</b> Greater Port Charlotte Drainage Control Structure Replacement	0.0	0.0	0.0	0.0	0.0	0.0
<b>S-06</b> Greater Port Charlotte Master Sidewalk Plan	100.0	10.0	12.0	15.0	17.0	20.0
<b>S-07</b> Grove City Sidewalk - Ave Americas and San Casa Ave Americas to Worth	40.0	20.0	20.0	20.0	20.0	20.0
<b>S-08</b> Gulf Cove Pathways	0.0	40.0	55.0	35.0	35.0	35.0
<b>S-09</b> Lake 1 Excavation for Three Lakes Project	0.0	0.0	0.0	0.0	0.0	0.0
<b>S-10</b> Manasota Key Community Plan	74.1	24.7	25.0	25.0	50.0	50.0
<b>S-11</b> South Gulf Cove Multi-Use Pathway	75.0	60.0	60.0	60.0	60.0	60.0
<b>S-12</b> Suncoast Blvd Sidewalks in Suncoast MSBU	0.0	0.0	3.0	3.0	3.0	3.0
<b>S-13</b> GPC Drainage Pipes E/W Spring Lake	0.0	0.0	0.0	0.0	0.0	0.0
<b>Public Works Engineering Total</b>	<b>507.7</b>	<b>545.7</b>	<b>612.6</b>	<b>605.8</b>	<b>730.2</b>	<b>679.7</b>

# SECTION – VI



## **CITY OF PUNTA GORDA CAPITAL IMPROVEMENTS PROGRAM**

The adopted FY 2022 through FY 2026 City of Punta Gorda Capital Improvements Program was developed to provide guidance for obtaining the physical elements of the "Growth Management Plan" when they are needed and according to the City's ability to pay.

**UNFUNDED PROJECTS  
CAPITAL IMPROVEMENTS PROGRAM  
FY 2022 - FY 2026  
(All figures in thousands of dollars)**

SOURCE OF FUNDING UNIDENTIFIED PROJECT IDENTIFICATION	Page#	TOTAL REQUESTED FUNDING (UNFUNDED)	APPLY FOR GRANT
<b><i>Only unfunded portion for partially funded projects:</i></b>			
Ponce de Leon Park Improvements	67	1,850	
Complete Street - Airport Rd Improvements	68	186	
Harborwalk - US 41 Bridge Approach Lighting	72	280	
Historic City Hall Preservation and Rehabilitation	76	512	
Freeman House Preservation	74	863	Yes
Henry St Property Improvements	77	1,000	
Drainage Improvements - Boca Grande Area	78	1,006	Yes
Historic District Infrastructure	83	1,250	Yes
Bayfront Activity Center	81	104	
Complete Street - US 17 Improvements	86	2,500	Yes
Traffic Signal - Burnt Store Rd and Home Depot	87	1,100	
Complete St - Cooper Street Improvements	85	3,307	
Channel and Basin Dredging at Boat Club Area	42	153	Yes
<b><i>Fully unfunded projects:</i></b>			
Unimproved Alleyway	48	750	
Baynard/Vasco Sidewalk Improvements	49	400	
Harborwalk East - Phase II	50	1,500	
Bicycle Capital Improvement Program	51	1,200	
Sidewalk Connections W Marion: Bal Harbor to Shreve Street	52	1,500	
Harborwalk - US 41 NB Bridge Underpass Improvements	53	200	
Virginia Ave Complete St Improvements - Harvey St. to US 41	54	800	
Maud Street Angled Parking	55	275	
Royal Poinciana Improvements Complete St	56	2,500	
Tropicana & Marion Sidewalk Enhancement	57	300	
Historic District Street Lights	58	550	
Gilchrist Park - Harborwalk Improvements (Seating and Shade)	59	350	
Historic District Interpretation Markers	60	500	
Harborwalk - Laishley Park Marriage Point	61	750	
Veteran's Park Shade Structure	62	350	
Trabue Park Improvements	63	1,250	
South Punta Gorda Park (Firestation 2)	64	1,000	
Harborwalk West - Area 3	65	1,800	
<b>PROJECT CATEGORY - UNFUNDED TOTAL</b>		<b>30,086</b>	

**1% SALES TAX FUND**  
**1% Sales Tax Infrastructure Projects**  
**FY 2022 - FY 2027**  
**(All figures in thousands of dollars)**

PROJECT IDENTIFICATION	Page #	Total Project Cost	Prior Years	FY 2022	FY 2023	FY 2024	FY 2025	FY 2026	FY 2027	Total Planned	Estimated Grant Application	Estimated Impacts or Other	Unfunded Tier 2	Unidentified Funding Source
<b>1% SALES TAX REVENUE</b>				<b>3,650</b>	<b>3,650</b>	<b>3,650</b>	<b>3,650</b>	<b>3,650</b>	<b>913</b>	<b>19,163</b>				
<b>EXPENDITURES:</b>														
Ponce de Leon Park Improvements	67	2,995	305	0	0	0	0	0	0	305	0	840	0	1,850
Complete Street - Airport Rd Improvements	68	1,786	1,350	0	0	0	0	0	0	1,350	0	250	0	186
US 41 Complete Street - Airport to Carmalita	69	3,410	349	0	0	0	0	0	0	349	3,061	0	0	0
Virginia Ave Complete St Improv.-US 41 to Nesbit	70	950	950	0	0	0	0	0	0	950	0	0	0	0
Harborwalk - ADA US 41 SB Bridge Ramp	71	457	90	0	0	0	0	0	0	90	367	0	0	0
Harborwalk - US 41 Bridge Approach Lighting	72	400	120	0	0	0	0	0	0	120	0	0	0	280
Harborwalk West - Area 2 - Final Phase	73	2,389	2,389	0	0	0	0	0	0	2,389	0	0	0	0
Freeman House Preservation (\$32,000 from ins.)	74	1,103	208	0	0	0	0	0	0	208	500	32	0	363
Henry Street Sidewalk	75	156	156	0	0	0	0	0	0	156	0	0	0	0
Historic City Hall Preservation and Rehabilitation	76	5,500	500	4,488	0	0	0	0	0	4,988	0	0	0	512
Henry St Property Improvements	77	3,067	144	700	973	0	0	0	0	1,817	0	250	1,000	0
Drainage Improvements - Boca Grande Area	78	5,158	1,376	700	1,076	0	0	0	0	3,152	1,000	0	900	106
ADA Improvements - Citywide	79	1,462	683	130	130	130	130	130	129	1,462	0	0	0	0
Henry Street Crosswalks	80	249	0	0	249	0	0	0	0	249	0	0	0	0
Bayfront Activity Center	81	447	0	0	30	313	0	0	0	343	0	0	0	104
Public Safety Building Expansion	82	5,591	0	0	0	550	2,000	1,882	0	4,432	0	1,000	159	0
Historic District Infrastructure	83	2,788	0	0	0	275	275	275	213	1,038	0	500	1,250	0
Shreve Street Complete Street Improvements	84	355	225	0	0	0	130	0	0	355	0	0	0	0
Complete Street - Cooper Street Improvements	85	3,397	90	0	0	0	0	0	0	90	0	0	991	2,316
Complete Street - US 17 Improvements	86	3,019	0	0	0	0	0	0	0	519	2,500	0	0	0
Traffic Signal - Burnt Store Rd and Home Depot	87	1,100	0	0	0	0	0	0	0	0	0	0	345	755
<b>1% SALES TAX FUNDING TOTAL</b>		<b>45,779</b>	<b>8,935</b>	<b>6,018</b>	<b>2,458</b>	<b>1,268</b>	<b>2,535</b>	<b>2,287</b>	<b>861</b>	<b>24,362</b>	<b>7,428</b>	<b>2,872</b>	<b>4,645</b>	<b>6,472</b>
<b>Estimated Projected Carryover - Beg</b>				<b>1,864</b>	<b>(504)</b>	<b>688</b>	<b>3,070</b>	<b>4,185</b>	<b>5,548</b>					
<b>Estimated Projected Carryover - End</b>				<b>(504)</b>	<b>688</b>	<b>3,070</b>	<b>4,185</b>	<b>5,548</b>	<b>5,600</b>					
Interfund Loan from Fishermans Village Sale (Special Use Fund)				2,000	0	0	0	0	0					
Interfund Loan Repayment from 1% Sales Tax				0	0	0	(2,000)	0	0					
<b>Estimated Projected Carryover - End with Interfund Loan</b>				<b>1,496</b>	<b>2,688</b>	<b>5,070</b>	<b>4,185</b>	<b>5,548</b>	<b>5,600</b>					

Schedule covers through December 31, 2026

# **SECTION – VII**

## **TRANSIT AND PLANNING PROJECTS**

This section consists of the transit and transportation disadvantaged projects in the FDOT Tentative Work Program for fiscal years 2022/2023 through 2026/2027 as of October 21, 2021. These projects are consistent, to the extent feasible, with approved local government comprehensive plans. The Charlotte County - Punta Gorda MPO is the designated official planning agency for the transportation disadvantaged program while Charlotte County Transit is the Community Transportation Coordinator (CTC) for this program. As the CTC for Charlotte County, Charlotte County transit provides services under a memorandum of agreement with the Florida Commission for the Transportation Disadvantaged. Transportation disadvantaged program projects are provided for fiscal years 2022/2023 through 2026/2027

**Draft Tentative Five-Year Work Program Public Hearing Detail Report - As of October 21, 2021**

July 1, 2022 through June 30, 2027

Florida Department of Transportation - District One

**CHARLOTTE COUNTY**

**Freight Logistics And Passenger Operations Program: Transit**

**410119-1 - CHARLOTTE COUNTY TRANSIT FTA SECTION 5311 OPERATING ASSISTANCE**

Type of Work: OPERATING/ADMIN. ASSISTANCE

Phase	Fund Code	2023	2024	2025	2026	2027
Operations	DU	\$82,000	\$82,000	\$50,000	\$82,800	\$82,800
	LF	\$82,000	\$82,000	\$50,000	\$82,800	\$82,800
<b>Total for Project 410119-1</b>		<b>\$164,000</b>	<b>\$164,000</b>	<b>\$100,000</b>	<b>\$165,600</b>	<b>\$165,600</b>

**410138-1 - CHARLOTTE COUNTY STATE TRANSIT BLOCK GRANT OPERATING ASSISTANCE**

Type of Work: OPERATING FOR FIXED ROUTE

Phase	Fund Code	2023	2024	2025	2026	2027
Operations	DDR	\$439,417	\$447,909		\$475,187	\$494,568
	DPTO			\$461,346		
	LF	\$439,417	\$447,909	\$461,346	\$475,187	\$494,568
<b>Total for Project 410138-1</b>		<b>\$878,834</b>	<b>\$895,818</b>	<b>\$922,692</b>	<b>\$950,374</b>	<b>\$989,136</b>

**410145-1 - CHARLOTTE COUNTY FTA SECTION 5307 CAPITAL ASSISTANCE SMALL URBAN**

Type of Work: CAPITAL FOR FIXED ROUTE

Phase	Fund Code	2023	2024	2025	2026	2027
Capital	FTA	\$928,598	\$1,021,457	\$1,123,603	\$1,235,963	\$1,227,473
	LF	\$232,149	\$255,364	\$280,901	\$308,991	\$306,868
<b>Total for Project 410145-1</b>		<b>\$1,160,747</b>	<b>\$1,276,821</b>	<b>\$1,404,504</b>	<b>\$1,544,954</b>	<b>\$1,534,341</b>

**441979-1 - CHARLOTTE COUNTY FTA SECTION 5307 OPERATING SMALL URBAN**

Type of Work: OPERATING FOR FIXED ROUTE

Phase	Fund Code	2023	2024	2025	2026	2027
Operations	FTA	\$767,437	\$724,817	\$750,452	\$767,437	\$762,164
	LF	\$767,437	\$724,817	\$750,452	\$767,437	\$762,164
<b>Total for Project 441979-1</b>		<b>\$1,534,874</b>	<b>\$1,449,634</b>	<b>\$1,500,904</b>	<b>\$1,534,874</b>	<b>\$1,524,328</b>

**441980-1 - CHARLOTTE COUNTY TRANSIT FTA SECTION 5339 SMALL URBAN SS**

Type of Work: PUBLIC TRANSPORTATION SHELTER

Phase	Fund Code	2023	2024	2025	2026	2027
Capital	FTA	\$381,469	\$419,616	\$461,578	\$507,736	\$468,860
	LF	\$95,367	\$104,904	\$115,395	\$126,934	\$117,215
<b>Total for Project 441980-1</b>		<b>\$476,836</b>	<b>\$524,520</b>	<b>\$576,973</b>	<b>\$634,670</b>	<b>\$586,075</b>

**Draft Tentative Five-Year Work Program Public Hearing Detail Report - As of October 21, 2021**

July 1, 2022 through June 30, 2027

Florida Department of Transportation - District One

**CHARLOTTE COUNTY**

**Transportation Planning**

**439316-4 - CHARLOTTE CTY/PUNTA GORDA FY 2022/2023-2023/2024 UPWP**

Type of Work: TRANSPORTATION PLANNING

Phase	Fund Code	2023	2024	2025	2026	2027
Planning	PL	\$532,175	\$532,175			
<b>Total for Project 439316-4</b>		<b>\$532,175</b>	<b>\$532,175</b>			

**439316-5 - CHARLOTTE CTY/PUNTA GORDA FY 2024/2025-2025/2026 UPWP**

Type of Work: TRANSPORTATION PLANNING

Phase	Fund Code	2023	2024	2025	2026	2027
Planning	PL			\$532,175	\$532,175	
<b>Total for Project 439316-5</b>				<b>\$532,175</b>	<b>\$532,175</b>	

**439316-6 - CHARLOTTE CTY/PUNTA GORDA FY 2026/2027-2027/2028 UPWP**

Type of Work: TRANSPORTATION PLANNING

Phase	Fund Code	2023	2024	2025	2026	2027
Planning	PL					\$532,175
<b>Total for Project 439316-6</b>						<b>\$532,175</b>

# SECTION – VIII



## **AVIATION PROJECTS**

The table in this section consists of aviation capital improvement projects in the FDOT Tentative Work Program for fiscal years 2022/2023 through 2026/2027 as of October 21, 2021. All these projects are consistent, to the extent feasible, with approved local government comprehensive plans.

**Draft Tentative Five-Year Work Program Public Hearing Detail Report - As of October 21, 2021**

July 1, 2022 through June 30, 2027

Florida Department of Transportation - District One

**CHARLOTTE COUNTY**

**Freight Logistics And Passenger Operations Program: Aviation**

**441866-1 - PUNTA GORDA ARPT T-HANGARS**

Type of Work: AVIATION REVENUE/OPERATIONAL

Phase	Fund Code	2023	2024	2025	2026	2027
Capital	DDR			\$1,000,000		
	LF			\$1,000,000		
<b>Total for Project 441866-1</b>				<b>\$2,000,000</b>		

**441867-1 - PUNTA GORDA ARPT RUNWAY 15/33 REHABILITATION/EXTENSION**

Type of Work: AVIATION PRESERVATION PROJECT

Phase	Fund Code	2023	2024	2025	2026	2027
Capital	DDR	\$776,225				
	LF	\$776,225				
<b>Total for Project 441867-1</b>		<b>\$1,552,450</b>				

**444091-1 - PUNTA GORDA ARPT GENERAL AVIATION TERMINAL DESIGN/CONSTRUCT**

Type of Work: AVIATION CAPACITY PROJECT

Phase	Fund Code	2023	2024	2025	2026	2027
Capital	DDR		\$1,000,000	\$1,000,000		
	LF		\$1,000,000	\$1,000,000		
<b>Total for Project 444091-1</b>			<b>\$2,000,000</b>	<b>\$2,000,000</b>		

**446356-1 - PUNTA GORDA ARPT HOLDING BAY**

Type of Work: AVIATION PRESERVATION PROJECT

Phase	Fund Code	2023	2024	2025	2026	2027
Capital	DPTO			\$55,500		
	FAA			\$999,000		
	LF			\$55,500		
<b>Total for Project 446356-1</b>				<b>\$1,110,000</b>		



# **SECTION – IX**

## **2021 FEDERAL OBLIGATIONS**

Federal obligations for the Federal fiscal year 2021(10/01/2021– 09/30/2022). The list has work projects that are continuing in this year's TIP or were started in previous year's TIPs. Included are the project details (phases that have been funded, i.e. Preliminary Engineering, Right-of-way acquisition etc.), system summaries for each work program fund, and overall summary.

FLORIDA DEPARTMENT OF TRANSPORTATION  
OFFICE OF WORK PROGRAM  
ANNUAL OBLIGATIONS REPORT  
=====

HIGHWAYS  
=====

ITEM NUMBER:413042 4	PROJECT DESCRIPTION:I-75 FROM S OF N JONES LOOP TO N OF US 17	*SIS*
DISTRICT:01	COUNTY:CHARLOTTE	
ROADWAY ID:01075000	PROJECT LENGTH: 4.232MI	TYPE OF WORK:ADD LANES & RECONSTRUCT LANES EXIST/IMPROVED/ADDED: 6/ 4/ 2
FUND CODE	2021	
PHASE: CONSTRUCTION / RESPONSIBLE AGENCY: MANAGED BY FDOT		
NHPP	14,625	
<b>TOTAL 413042 4</b>	<b>14,625</b>	
<b>TOTAL 413042 4</b>	<b>14,625</b>	

ITEM NUMBER:419379 5	PROJECT DESCRIPTION:HURRICANE IRMA INTERSTATE (01) SIGN REPAIR/REPLACEMENT	*NON-SIS*
DISTRICT:01	COUNTY:CHARLOTTE	
ROADWAY ID:	PROJECT LENGTH: .000	TYPE OF WORK:EMERGENCY OPERATIONS LANES EXIST/IMPROVED/ADDED: 0/ 0/ 0
FUND CODE	2021	
PHASE: CONSTRUCTION / RESPONSIBLE AGENCY: MANAGED BY FDOT		
ER17	8,588	
PHASE: GRANTS AND MISCELLANEOUS / RESPONSIBLE AGENCY: MANAGED BY FDOT		
ER17	11,656	
<b>TOTAL 419379 5</b>	<b>20,244</b>	
<b>TOTAL 419379 5</b>	<b>20,244</b>	

ITEM NUMBER:431219 1	PROJECT DESCRIPTION:US 41 (SR 45) AT HANCOCK AVENUE	*NON-SIS*
DISTRICT:01	COUNTY:CHARLOTTE	
ROADWAY ID:01010000	PROJECT LENGTH: .272MI	TYPE OF WORK:INTERSECTION IMPROVEMENT LANES EXIST/IMPROVED/ADDED: 6/ 6/ 0
FUND CODE	2021	
PHASE: CONSTRUCTION / RESPONSIBLE AGENCY: MANAGED BY FDOT		
SL	1,000	
<b>TOTAL 431219 1</b>	<b>1,000</b>	
<b>TOTAL 431219 1</b>	<b>1,000</b>	

ITEM NUMBER:434965 1	PROJECT DESCRIPTION:HARBORVIEW ROAD FROM MELBOURNE ST TO I-75	*NON-SIS*
DISTRICT:01	COUNTY:CHARLOTTE	
ROADWAY ID:01560000	PROJECT LENGTH: .135MI	TYPE OF WORK:PD&E/EMO STUDY LANES EXIST/IMPROVED/ADDED: 4/ 2/ 2
FUND CODE	2021	
PHASE: PRELIMINARY ENGINEERING / RESPONSIBLE AGENCY: MANAGED BY FDOT		
CM	-883,065	
<b>TOTAL 434965 1</b>	<b>-883,065</b>	
<b>TOTAL 434965 1</b>	<b>-883,065</b>	

FLORIDA DEPARTMENT OF TRANSPORTATION  
OFFICE OF WORK PROGRAM  
ANNUAL OBLIGATIONS REPORT  
=====

HIGHWAYS  
=====

ITEM NUMBER:434965 2	PROJECT DESCRIPTION:HARBORVIEW ROAD FROM MELBOURNE ST TO I-75	*NON-SIS*
DISTRICT:01	COUNTY:CHARLOTTE	
ROADWAY ID:01560000	PROJECT LENGTH: 2.445MI	TYPE OF WORK:ADD LANES & RECONSTRUCT LANES EXIST/IMPROVED/ADDED: 2/ 2/ 2
FUND CODE	2021	
-----		
PHASE: PRELIMINARY ENGINEERING / RESPONSIBLE AGENCY: MANAGED BY FDOT		
SL	874,639	
<b>TOTAL 434965 2</b>	<b>874,639</b>	
<b>TOTAL 434965 2</b>	<b>874,639</b>	

ITEM NUMBER:434988 1	PROJECT DESCRIPTION:US 41 FROM SOUTH OF RIO VILLA DR TO AIRPORT RD	*NON-SIS*
DISTRICT:01	COUNTY:CHARLOTTE	
ROADWAY ID:01010000	PROJECT LENGTH: .937MI	TYPE OF WORK:LIGHTING LANES EXIST/IMPROVED/ADDED: 4/ 0/ 0
FUND CODE	2021	
-----		
PHASE: CONSTRUCTION / RESPONSIBLE AGENCY: MANAGED BY FDOT		
SL	-4,017	
<b>TOTAL 434988 1</b>	<b>-4,017</b>	
<b>TOTAL 434988 1</b>	<b>-4,017</b>	

ITEM NUMBER:435390 1	PROJECT DESCRIPTION:US 41 FROM MIDWAY BLVD TO ENTERPRISE DR	*NON-SIS*
DISTRICT:01	COUNTY:CHARLOTTE	
ROADWAY ID:01010000	PROJECT LENGTH: 2.772MI	TYPE OF WORK:SIDEWALK LANES EXIST/IMPROVED/ADDED: 6/ 2/ 0
FUND CODE	2021	
-----		
PHASE: PRELIMINARY ENGINEERING / RESPONSIBLE AGENCY: MANAGED BY FDOT		
SA	-5,984	
PHASE: CONSTRUCTION / RESPONSIBLE AGENCY: MANAGED BY FDOT		
SL	831,451	
PHASE: GRANTS AND MISCELLANEOUS / RESPONSIBLE AGENCY: MANAGED BY FDOT		
SL	-76,537	
<b>TOTAL 435390 1</b>	<b>748,930</b>	
<b>TOTAL 435390 1</b>	<b>748,930</b>	

ITEM NUMBER:436597 1	PROJECT DESCRIPTION:SR 776 FROM NORTH OF PLACIDA RD/PINE ST/CR 775 TO SPINNAKER BLVD	*NON-SIS*
DISTRICT:01	COUNTY:CHARLOTTE	
ROADWAY ID:01050000	PROJECT LENGTH: 3.178MI	TYPE OF WORK:RESURFACING LANES EXIST/IMPROVED/ADDED: 4/ 4/ 0
FUND CODE	2021	
-----		
PHASE: CONSTRUCTION / RESPONSIBLE AGENCY: MANAGED BY FDOT		
SA	529,865	
<b>TOTAL 436597 1</b>	<b>529,865</b>	
<b>TOTAL 436597 1</b>	<b>529,865</b>	

FLORIDA DEPARTMENT OF TRANSPORTATION  
 OFFICE OF WORK PROGRAM  
 ANNUAL OBLIGATIONS REPORT  
 =====  
**HIGHWAYS**  
 =====

ITEM NUMBER:440442 1  
 DISTRICT:01  
 ROADWAY ID:01010000

PROJECT DESCRIPTION:SR 45 (US 41) FROM MIDWAY BLVD TO PAULSON DR  
 COUNTY:CHARLOTTE  
 PROJECT LENGTH: 2.652MI

\*NON-SIS\*  
 TYPE OF WORK:SIDEWALK  
 LANES EXIST/IMPROVED/ADDED: 3/ 0/ 0

FUND CODE	2021
PHASE: PRELIMINARY ENGINEERING / RESPONSIBLE AGENCY: MANAGED BY FDOT	
SA	132,427
<b>TOTAL 440442 1</b>	<b>132,427</b>
<b>TOTAL 440442 1</b>	<b>132,427</b>

ITEM NUMBER:440670 1  
 DISTRICT:01  
 ROADWAY ID:01010000

PROJECT DESCRIPTION:US 41 (SR 45) FROM CARMALITA STREET TO MARION AVENUE  
 COUNTY:CHARLOTTE  
 PROJECT LENGTH: .490MI

\*NON-SIS\*  
 TYPE OF WORK:TRAFFIC SIGNALS  
 LANES EXIST/IMPROVED/ADDED: 3/ 0/ 0

FUND CODE	2021
PHASE: PRELIMINARY ENGINEERING / RESPONSIBLE AGENCY: MANAGED BY FDOT	
SA	5,412
PHASE: CONSTRUCTION / RESPONSIBLE AGENCY: MANAGED BY FDOT	
HSP	-21,107
SL	-26,337
<b>TOTAL 440670 1</b>	<b>-42,032</b>
<b>TOTAL 440670 1</b>	<b>-42,032</b>
<b>TOTAL DIST: 01</b>	<b>1,392,616</b>
<b>TOTAL HIGHWAYS</b>	<b>1,392,616</b>



FLORIDA DEPARTMENT OF TRANSPORTATION  
OFFICE OF WORK PROGRAM  
ANNUAL OBLIGATIONS REPORT  
=====

**PLANNING**  
=====

ITEM NUMBER:439316 2  
DISTRICT:01  
ROADWAY ID:

PROJECT DESCRIPTION:CHARLOTTE CTY/PUNTA GORDA FY 2018/2019-2019/2020 UPWP  
COUNTY:CHARLOTTE  
PROJECT LENGTH: .000

\*NON-SIS\*  
TYPE OF WORK:TRANSPORTATION PLANNING  
LANES EXIST/IMPROVED/ADDED: 0/ 0/ 0

FUND  
CODE

2021

PHASE: PRELIMINARY ENGINEERING / RESPONSIBLE AGENCY: RESPONSIBLE AGENCY NOT AVAILABLE

PL

-112,924

**TOTAL 439316 2**

**-112,924**

**TOTAL 439316 2**

**-112,924**

ITEM NUMBER:439316 3  
DISTRICT:01  
ROADWAY ID:

PROJECT DESCRIPTION:CHARLOTTE CTY/PUNTA GORDA FY 2020/2021-2021/2022 UPWP  
COUNTY:CHARLOTTE  
PROJECT LENGTH: .000

\*NON-SIS\*  
TYPE OF WORK:TRANSPORTATION PLANNING  
LANES EXIST/IMPROVED/ADDED: 0/ 0/ 0

FUND  
CODE

2021

PHASE: PRELIMINARY ENGINEERING / RESPONSIBLE AGENCY: RESPONSIBLE AGENCY NOT AVAILABLE

PL

467,149

SL

24,157

**TOTAL 439316 3**

**491,306**

**TOTAL 439316 3**

**491,306**

**TOTAL DIST: 01**

**378,382**

**TOTAL PLANNING**

**378,382**

FLORIDA DEPARTMENT OF TRANSPORTATION  
 OFFICE OF WORK PROGRAM  
 ANNUAL OBLIGATIONS REPORT  
 =====  
**MISCELLANEOUS**  
 =====

ITEM NUMBER:419724 1 PROJECT DESCRIPTION:HURRICANE IRMA COUNTYWIDE (01) DISASTER RECOVERY \*NON-SIS\*  
 DISTRICT:01 COUNTY:CHARLOTTE TYPE OF WORK:EMERGENCY OPERATIONS  
 ROADWAY ID: PROJECT LENGTH: .000 LANES EXIST/IMPROVED/ADDED: 0/ 0/ 0

FUND CODE	2021
PHASE: CONSTRUCTION / RESPONSIBLE AGENCY: MANAGED BY FDOT ER17	28,475
PHASE: GRANTS AND MISCELLANEOUS / RESPONSIBLE AGENCY: MANAGED BY FDOT ER17	494,946
<b>TOTAL 419724 1</b>	<b>523,421</b>
<b>TOTAL 419724 1</b>	<b>523,421</b>

ITEM NUMBER:438261 1 PROJECT DESCRIPTION:CHARLOTTE COUNTY ATMS/ITS COUNTY WIDE \*NON-SIS\*  
 DISTRICT:01 COUNTY:CHARLOTTE TYPE OF WORK:ITS COMMUNICATION SYSTEM  
 ROADWAY ID: PROJECT LENGTH: .000 LANES EXIST/IMPROVED/ADDED: 0/ 0/ 0

FUND CODE	2021
PHASE: PRELIMINARY ENGINEERING / RESPONSIBLE AGENCY: MANAGED BY FDOT SA	1,000
<b>TOTAL 438261 1</b>	<b>1,000</b>
<b>TOTAL 438261 1</b>	<b>1,000</b>
<b>TOTAL DIST: 01</b>	<b>524,421</b>
<b>TOTAL MISCELLANEOUS</b>	<b>524,421</b>

GRAND TOTAL 2,295,419

# SECTION – X

## **TIP AMENDMENTS**

This section contains Amendments adopted by the MPO, as required, throughout the period this TIP is in force.

# **APPENDIX A**

## ACRONYMS

<b>AADT</b>	Average Annual Daily Traffic	<b>FDOT</b>	Florida Department of Transportation
<b>AASHTO</b>	American Association of State Highway and Transportation Officials	<b>FGTS</b>	Florida Greenways and Trails System
<b>ADA</b>	Americans with Disabilities Act	<b>FHWA</b>	Federal Highway Administration
<b>ATMS</b>	Advanced Traffic Management System	<b>FIHS</b>	Florida Intrastate Highway System
<b>BOCC</b>	Board of County Commissioners	<b>FS</b>	Florida Statutes
<b>BPAC</b>	Bicycle/Pedestrian Advisory Committee	<b>FSUTMS</b>	Florida Standard Urban Transportation Model Structure
<b>CAC</b>	Citizens Advisory Committee	<b>FTA</b>	Federal Transit Administration
<b>CCAA</b>	Charlotte County Airport Authority	<b>FTC</b>	Florida Transportation Commission
<b>CDMS</b>	Crash Data Management System	<b>FTP</b>	Florida Transportation Plan
<b>CFR</b>	Code of Federal Regulations	<b>FY</b>	Fiscal Year
<b>CHHT</b>	Charlotte Harbor Heritage Trails Master Plan	<b>GA</b>	General Aviation
<b>CIGP</b>	County Incentive Grant Program	<b>GIS</b>	Geographic Information Systems
<b>CIP</b>	Capital Improvements Program	<b>IT</b>	Information Technology
<b>CM/TSM</b>	Congestion Mitigation/Transportation System Management.	<b>ITS</b>	Intelligent Transportation System
<b>CMP</b>	Congestion Management Process	<b>IMS</b>	Incident Management System
<b>CMS</b>	Congestion Management System	<b>ISTEA</b>	Intermodal Surface Transportation Efficiency Act of 1991
<b>COOP</b>	Continuity of Operation Plan	<b>JARC</b>	Job Access and Reverse Commute
<b>CRA</b>	Community Redevelopment Agency	<b>JPA</b>	Joint Participation Agreement
<b>CST</b>	Construction	<b>LAP</b>	Local Area Program
<b>CTC</b>	Community Transportation Coordinator	<b>LCB</b>	Local Coordinating Board
<b>CTD</b>	Florida Commission for the Transportation Disadvantaged	<b>LOS</b>	Level of Service
<b>CTST</b>	Community Traffic Safety Team	<b>LRTP</b>	Long Range Transportation Plan
<b>CUTS</b>	Coordinated Urban Transportation System	<b>MOA</b>	Memorandum of Agreement
<b>DPTO</b>	Department of Public Transportation Organization	<b>M&amp;O</b>	Maintenance and Operations
<b>EST</b>	Environmental Screening Tool	<b>MPA</b>	Metropolitan Planning Area
<b>ETAT</b>	Environmental Technical Advisory Team	<b>MPO</b>	Metropolitan Planning Organization
<b>ETDM</b>	Efficient Transportation Decision Making	<b>MPOAC</b>	Metropolitan Planning Organization Advisory Council
<b>FAC</b>	Florida Administrative Code	<b>NEPA</b>	National Environmental Policy
<b>FAP</b>	Federal Aid Program	<b>NHS</b>	National Highway System
<b>FAA</b>	Federal Aviation Administration	<b>TSM</b>	Transportation System Management
<b>NS/EW</b>	North South/East West	<b>UPWP</b>	Unified Planning Work Program
<b>PD&amp;E</b>	Project Development and Environmental Study	<b>USC</b>	United States Code
<b>PE</b>	Preliminary Engineering (Design)	<b>USDOT</b>	United States Department of Transportation
<b>PEA</b>	Planning Emphasis Area	<b>UZA</b>	Urbanized Area
<b>PL</b>	Planning	<b>VMT</b>	Vehicle Miles Traveled
<b>PMS</b>	Pavement Management System	<b>VPD</b>	Vehicles Per Day
<b>PIP</b>	Public Involvement Plan	<b>YOE</b>	Year of Expenditure

		<b>FDOT FUNDING CODES</b>	
<b>PPP</b>	Public Participation Plan		
<b>PTO</b>	Public Transportation Organization	<b>ACSA</b>	ADVANCE CONSTRUCTION (SA)
<b>RFP</b>	Request for Proposal	<b>ACSL</b>	ADVANCE CONSTRUCTION (SL)
<b>R/W , ROW</b>	Right of Way	<b>ACSN</b>	ADVANCE CONSTRUCTION (SN)
<b>SAFETEA-LU</b>	Safe, Accountable, Flexible, Efficient, Transportation Equity Act-A Legacy for Users	<b>ACTL</b>	ADVANCE CONSTRUCTION TALL
<b>SEIR</b>	State environmental Impact Report	<b>ACTN</b>	ADVANCE CONSTRUCTION TALN
<b>SIB</b>	State Infrastructure Bank	<b>CM</b>	CONGESTION MITIGATION - AQ
<b>SIS</b>	Strategic Intermodal System	<b>D</b>	UNRESTRICTED STATE PRIMARY
<b>SR</b>	State Route	<b>DDR</b>	DISTRICT DEDICATED REVENUE
<b>SRTS</b>	Safe Routes to School	<b>DIH</b>	STATE IN-HOUSE PRODUCT SUPPORT
<b>STIP</b>	Statewide Transportation Improvement Program	<b>DIS</b>	STRATEGIC INTERMODAL SYSTEM
<b>STP</b>	Surface Transportation Program	<b>DITS</b>	STATEWIDE ITS - STATE 100%.
<b>STTF</b>	State Transportation Trust Fund	<b>DPTO</b>	STATE - PTO
<b>SWFRPC</b>	Southwest Florida Regional Planning Council	<b>DRA</b>	REST AREAS - STATE 100%
<b>TAC</b>	Technical Advisory Committee	<b>DS</b>	STATE PRIMARY HIGHWAYS & PTO
<b>TAZ</b>	Traffic Analysis Zone	<b>DU</b>	STATE PRIMARY/FEDERAL REIMB
<b>TD</b>	Transportation Disadvantaged	<b>DWS</b>	WEIGH STATIONS - STATE 100%
<b>TDM</b>	Transportation Demand Management	<b>FAA</b>	FEDERAL AVIATION ADMIN
<b>TDP</b>	Transit Development Plan	<b>FTA</b>	FEDERAL TRANSIT ADMINISTRATION
<b>TDSP</b>	Transportation Disadvantaged Service Plan	<b>GFSL</b>	GF STPBG <200K<5K (SMALL URB)
<b>TEA-21</b>	Transportation Equity Act for the 21 <sup>st</sup> Century	<b>GFSN</b>	GF STPBG <5K (RURAL)
<b>TIP</b>	Transportation Improvement Program	<b>GMR</b>	GROWTH MANAGEMENT FOR SIS
<b>TMA</b>	Transportation Management Area	<b>LF</b>	LOCAL FUNDS
<b>TRB</b>	Transportation Research Board	<b>PL</b>	METRO PLAN (85% FA; 15% OTHER)
		<b>RHH</b>	RAIL HIGHWAY X-INGS - HAZARD
		<b>SA</b>	STP, ANY AREA
		<b>SIBF</b>	FEDERAL FUNDED SIB
		<b>SL</b>	STP, AREAS <= 200K
		<b>SN</b>	STP, MANDATORY NON-URBAN <= 5K
		<b>TALL</b>	TRANSPORTATION ALTS- <200K
		<b>TALN</b>	TRANSPORTATION ALTS- < 5K
		<b>TALT</b>	TRANSPORTATION ALTS- ANY AREA
		<b>TLWR</b>	2015 SB2514A-TRAIL NETWORK

# **APPENDIX B**





**AGENDA ITEM # 8**  
**FINAL DRAFT - 2022 PROJECT PRIORITIES DISCUSSION**

**Purpose:** To review and recommend the MPO Board adopt the 2022 Project Priorities for possible inclusion in the Transportation Improvement Program (TIP) for FY 2023/2024 – FY 2027/2028

**Agenda Item Presented by:** MPO Staff

**Discussion:**

The MPO is required to annually develop a List of Project Priorities (LOPP) as part of the Transportation Improvement Program (TIP) process and to submit the list to FDOT. FDOT has asked that the initial priorities be submitted by February 12, 2022, to begin their review process. A preliminary list of project priorities will be submitted to FDOT District One by March 15, 2022. The project priorities must be approved by the MPO Board and submitted to FDOT by July 1, 2022.

The MPO received candidate projects from the City of Punta Gorda and Charlotte County. These projects included Highway, Transportation Alternatives Program (TAP), Congestion Mitigation/Transportation System Management (CM/TSM), and Transportation Regional Incentive Program (TRIP) projects. Attachment #2 is the list of project priorities previously approved by the MPO Board at the May 2021 meeting.

The Draft 2022 Project Priorities (Attachment #1) presented today reflects the changes that were proposed at the March 9, 2022, TAC/CAC and March 21, 2022 MPO Board Meeting. The final draft provided today reflects the changes that were proposed. Below is the Draft LOPP received from member entities:

- Harbor View Road from Date Street to I-75 – Road Widening
- Edgewater Drive from Midway Blvd. to SR 776 – Road Widening
- SR 31 at CR 74 Intersection Improvements – Roundabout
- N. Jones Loop @ Piper Road – Roundabout
- SR 776 @ Flamingo Blvd. – Intersection Improvements
- SR 776 @ Charlotte Sports Park - Design and Construction Turn Lanes
- SR 776 at Biscayne Drive – Design and Construction Turn lanes and Signal
- SR 776 at Cornelius Blvd. - Design and Construction Turn Lanes
- SR 776 at Jacobs Street - Design and Construction Turn Lanes
- SUN Trail – from SR 776 at Gulf Cove to US 41
- Cooper Street – Complete Street Improvements
- US 41 Bridge Approach Decorative Finish Street Lights
- US 41 MURT Bridge at S. Alligator Creek – No Application
- US 41 SB Harborwalk Phase II – ADA Ramp Improvements

**Recommendation:** Motion to recommend the MPO Board adopt the identified 2022 Transportation Improvement Program (Highway, TAP, CM/TSM and TRIP) Project Priorities for the upcoming FDOT Draft Tentative Work Program Cycle

- Attachment:**
1. [2022 Draft Project Priorities & Draft TRIP Project Priorities](#)
  2. [2021 Charlotte Count-Punta Gorda MPO FY 2021-2026 Project Priorities.](#)

## 2022 HIGHWAY PROJECT PRIORITIES

RANK	FPN	PROJECT NAME	FROM	TO	TYPE OF WORK	UNFUNDED PHASE	REQUESTED FUNDS (In Mil)	LOCAL FUNDS (In Mil)	TOTAL COST (PDC)	2023	2024	2025	2026	2027	COMMENTS		
1		2050 Long Range Transportation Plan (LRTP) Update, \$400,000.00 requested for FY 2023//2024 funds from SL funds STP, Areas <= 200K to augment PL Funds. (MPO anticipates the population of Charlotte County to exceed 200k triggering the federal requirements of a TMA that may necessitate additional planning funds to support the 2050 LRTP development needs).											\$0.12	\$0.20	\$0.08		Allocated by Year based on FDOT Liasion recommendation 11/03/2021
<del>2</del>	<del>4349653</del>	<del>Harbor View Rd<sup>1</sup></del>	<del>Melbourne St</del>	<del>Date St</del>	<del>Road widening from 2-lane to 4-lane</del>	<del>CST</del>	<del>4</del>	<del>8.25</del>	<del>45.63</del>				<del>\$27.9</del>		<del>Based on the FDOTs discussion with County Administration the project limits are changed with new # 4349653</del>		
3	434965 2	Harbor View Rd <sup>1</sup>	Date St	I-75	Road widening from 2-lane to 4-lane	CST	\$14.0		TBD	\$13.1				TBD	ROW Funded for entire portion of Harborview Rd . CST for this segment is unfunded.		
4		Edgewater Dr / Flamingo Blvd Ext <sup>1</sup>	Midway Blvd	SR 776	Road widening from 2-lane to 4-lane	PE, ROW&CST	\$2.50		\$54.50						County is requested \$2.2 million towards PE		
5		<del>SR 776</del>	<del>Sarasota County Line</del>	<del>US 41</del>	<del>Corridor study to gather/analyze crash data and prioritize improvements based on the recommendations from the Study</del>				<del>TBD</del>						<del>Completed and adopted by the MPO Board on Oct 18, 2021 meeting- WILL BE DELETED</del>		
6	435563 1	N. Jones Loop Rd <sup>1</sup>	I-75	Piper Rd	Roundabout at Jones Loop and Piper Rd, including sidewalks, bike lanes, paved shoulders, along the corridor	PE& CST	\$1.00								At the MPO Board recommendation this project is divided into 2 segments. For Segment 1 County is asking funds towards PE . Final report available to Staff in Feb/Mar 2022		

<sup>1</sup> Regional projects					<sup>2</sup> TAP Project on SUN Trail network system					Notes : All project costs are in millions					
PE - Design					ROW - Right - of Way					New Project			MPO Project		
PD&E Project Development & Environment					CST- Construction					Charlotte County			City of Punta Gorda		

**2022 TRANSPORTATION ALTERNATIVES LOCAL/REGIONAL PROJECTS**

RANK	FPN	PROJECT NAME	FROM	TO	TYPE OF WORK	UNFUNDED PHASE	REQUESTED FUNDS (In Mil)	LOCAL FUNDS (In Mil)	TOTAL COST (PDC)	2023	2024	2025	2026	2027	COMMENTS
1	4351052	Taylor Rd - Phase I	N.Jones Loop Rd	Airport Rd	Multi Use Recreational Trail (MURT ) with 8 feet side walk	ROW&CST			\$4.94			\$0.66			Cost Estimate from WGI Consultant
2	4351051	Taylor Rd - Phase II	US 41 SB	N. Jones Loop Rd	Multi Use Recreational Trail (MURT ) with 8 feet side walk	PE&ROW&CST			\$4.92						Cost Estimate from WGI Consultant
3		US 41	Sidewalks -Morningside Drive	Sarasota County line	Multi Use Recreational Trail (MURT ) with 8 feet side walk	PE & CST									Total Project, segments are below
3A		US 41	Melbourne St	Harbor View Rd/Edgewater Dr	Feasibility Study to accomdate multimodal aspects of complete streets	PD&E, PE & CST	\$0.15								The project was in 2021-2026 WP . MPO is asking FDOT to fund this project with the new project limits.
3A	<del>4463911</del>	<del>US 41 Eastside <sup>1,2</sup></del>	<del>Melbourne St</del>	<del>Kings Hwy</del>	<del>Planning Study Multi Use Recreational Trail (MURT ) with 8 feet side walk</del>	<del>PE &amp; CST</del>			<del>TBD</del>				\$0.15		<del>Funded for Study under Highways FPN # 4463911. Out come shall be determined.</del>
3B		US 41 Eastside <sup>1,2</sup>	Kings Hwy	Conway Blvd	Multi Use Recreational Trail (MURT ) with 8 feet side walk	PE & CST			TBD						Need costs estimates for PE & CST
3C	4382621	US 41 Eastside <sup>1,2</sup>	Conway Blvd	Midway Blvd	Multi Use Recreational Trail (MURT ) with 8 feet side walk	CST			\$5.31	\$0.83				\$4.47	CST funded in current DTWP - Project will be deleted
3D	4404421	US 41 East side	Midway Blvd	Paulson Dr	Multi Use Recreational Trail (MURT ) with 8 feet side walk	PE&CST			TBD		\$0.08				Need costs estimates for PE & CST. PE & CST funds removed in the current DTWP
3E		US 41 Westside&East Side	Tuckers Grade	Taylor Rd	Multi Use Recreational Trail (MURT ) with 8 feet side walk	PE & CST			TBD						Added East side to the project Need costs for PE & CST
3F		US 41 Westside	Morningside Dr	Tuckers Grade	Multi Use Recreational Trail (MURT ) with 8 feet side walk	PE & CST			TBD						Need costs estimates for PE & CST
3H		US 41 Westside	Taylor Rd	Burnt Store Rd	Multi Use Recreational Trail (MURT ) with 8 feet side walk	PE & CST			TBD						Need costs estimates for PE & CST
4		Cooper St	Airport Rd	E.Marion Ave	Complete Streets includes sidewalks, bike lanes, paved shoulders, frequent and safe crossing opportunities, accessible pedestrian signals, curb extensions, narrower travel lanes, roundabouts	PE & CST	\$3.21	\$0.09	\$3.30						Updated cost 2022
5		<del>Sibley Bay ( Trails and Way Findings)</del>	<del>Bayshore Rd</del>	<del>US 41</del>	<del>Trails and Way Findings in Charlotte Harbor CRA</del>	<del>PE &amp; CST</del>	<del>\$0.85</del>		<del>\$0.85</del>						Delete as this roadway doesn't exist
6		E. Elkcam Blvd	US 41	Midway Blvd	Street Lights & Pedestrian Bridge in Parkside CRA	PE & CST	\$1.72		\$1.72						Need costs for PE & CST- Confirm with County
7	4415241	US 41	Williams St	Peace River Bridge	<del>Resurfacing Project Complete Streets includes sidewalks, bike lanes, paved shoulders, frequent and safe crossing opportunities, accessible pedestrian signals, curb extensions, narrower travel lanes, roundabouts</del>	CST			\$6.41	\$6.41					<del>Funded through construction in the current 2022-2027 Work Program Will be deleted</del>
8		<del>Shreve St</del>	<del>Airport Rd/Pompano Terrace</del>	<del>Virginia Ave/Linear Park</del>	<del>Complete Streets includes sidewalks, bike lanes, paved shoulders, frequent and safe crossing opportunities, accessible pedestrian signals, curb extensions, narrower travel lanes, roundabouts</del>	PE & CST	\$0.30	\$0.30	\$0.60						City Staff requested to delete this project based on e-mail received 01/28/2022
9		Harbor Walk Phase IV <sup>1</sup>	Harbor walk @ US 41 NB		Bridge Underpass & Lighting	PE & CST	\$0.12	\$0.02	\$0.14						Need revised costs for PE & CST
10		Harborwalk Phase II	ADA ramps at US 41 SB		US 41 SB at the Albert Gilchrist Bridge connecting the City's Harborwalk to the existing US 41 SB sidewalk	PE, CST & CEI	\$0.60	\$0.09	\$0.69						Reset meeting on Jan 3, 2022 . FDOT /Revised estimate
11		US 41 NB <sup>1</sup>	Multi Use Recreational Trail bridge over Alligator Creek - South branch		Bicycle/Ped Bridge	CST	\$1.74		\$1.74					\$0.29	In current 2022-2027 WP for design. City do not intend to apply for CST dollars since the City's CIP is not consistent
12		SR 776 - SUN Trail	MyakkaState Forest	Gillot Blvd	Paved trail corridors for bicyclists and pedestrians.	PE&CST	\$0.019		\$3.20						County is asking PE funds for Segment Two updated 3/7/2022
13		SR 776 - SUN Trail	Gillot Blvd	US 41	Paved trail corridors for bicyclists and pedestrians.	PE&CST	\$0.47		\$2.80						County is asking PE funds for Segment One

<sup>1</sup> Regional projects

<sup>2</sup> TAP Project on SUN Trail network system

Notes : All project costs are in millions

PE - Design

ROW - Right - of Way

New Project

MPO Project

PD&E Project Development & Environment

CST- Construction

Charlotte County

City of Punta Gorda



**DRAFT – January 2022**

**2022 TRANSPORTATION REGIONAL INCENTIVE PROGRAM (TRIP)  
PROJECT PRIORITY LIST**

**CHARLOTTE COUNTY-PUNTA GORDA MPO - SARASOTA/MANATEE MPO**

Priority Rank	Project	Jurisdiction	TRIP Funds Requested
1	<b>Moccasin Wallow</b> from I-75 to US 301	Manatee County	\$33,548,490
2	<b>Harborview Rd from Melbourne St to I-75</b>	Charlotte County	\$4,000,000
5	<b>Edgewater Dr/Flamingo Blvd Extension</b> from Midway Blvd to Collingswood Blvd	Charlotte County	2,200,000
8	<b>Jones loop Rd from Burnt Store Rd to Piper Rd</b>	Charlotte County	TBD

The Charlotte County-Punta Gorda MPO and Sarasota/Manatee MPO interlocal agreement for joint regional transportation planning and coordination, asks that FDOT attempt to award funding on an equitable basis among the three counties (Charlotte, Manatee and Sarasota) when funding new TRIP projects.

**JOINT TRIP PRIORITIES FOR LEE AND CHARLOTTE COUNTY-PUNTA GORDA MPO**

Adopted by Lee MPO in May or June 2022

Adopted by Charlotte County-Punta Gorda MPO in May 2022

Sponsor	Route	From	To	Proposed Improvement	Requested Phase	Total Cost	Requested TRIP Funds	Amount of TRIP Funds Prgrammed	Year Funded	2022 Joint Priority
Lee County	Burnt Store Rd	Van Buren Pkwy	1000 ft of Lee Co/L	2L to 4L	PE	\$8,320,000	\$4,100,000			
Charlotte County	Harborview RD	Melbourne St	Date St	2L to 4L	CST	\$45,630,000	\$4,000,000	TBD	2025/2026	
Lee County	Corkscrew Road	E. Ben Hil Griffin Road	Bella Terra	2L to 4L	CST	\$24,525,000	\$6,975,000	\$2,651,966	2021/2022	
Charlotte County	Edgewater Dr/Flamingo Blvd Ext.	Midway Blvd	Collingswood Blvd	2L to 4L	PE, CST	\$38,080,000	\$2,200,000			
Lee County	Ortiz Avenue	Colonial Blvd	SR 82	2L to 4L	CST	\$16,520,000	\$4,000,000			
Charlotte County	Jones loop Rd	US 41	Piper Rd	4L to 6L	PE, CST	\$45,020,000	TBD			
Lee County	Corkscrew Road	Bella Terra	Alico Road	2L to 4L	CST	\$16,068,000	\$4,000,000			
Lee County	Three Oaks Pkwy Ext.	Fiddlesticks Canal	Pony Drive	New 4L	CST	\$60,774,000	\$8,000,000			
Lee County	Three Oaks Pkwy	Pony Drive	Daniels Parkway	New 4L	CST	\$31,720,000	\$7,500,000			
Lee County	Ortiz Avenue	SR 82	Luckett Road	2L to 4L	CST	\$28,475,000	\$5,000,000			
Lee County	Alico Extension	Alico Road	SR 82	New 4L	CST	\$106,540,000	\$8,000,000			
Lee County	Ortiz Avenue	Luckett Road	SR 80	2L to 4L	CST	\$28,418,000	\$5,000,000			



## 2021 HIGHWAY PROJECT PRIORITIES

RANK	FPN	PROJECT NAME	FROM	TO	TYPE OF WORK	JURISDICTION	UNFUNDED PHASE	REQUESTED FUNDS (In Mil)	LOCAL FUNDS (In Mil)	TOTAL COST (PDC)	2022	2023	2024	2025	2026	COMMENTS
1	2050 Long Range Transportation Plan (LRTP) Update, \$400,000.00 requested for FY 2023//2024 funds from SL funds STP, Areas <= 200K to augment PL Funds. (MPO anticipates the population of Charlotte County to exceed 200k triggering the federal requirements of a TMA that may necessitate additional planning funds to support the 2050 LRTP development needs).															
2	4349653	Harbor View Rd <sup>1</sup>	Melbourne St	Date St	Road widening from 2-lane to 4-lane	CHARLOTTE COUNTY	CST	\$4.00	\$8.25	\$45.63		\$6.38			\$31.90	Based on the FDOTs discussion with County Administration the project limits are changed with new # 4349653
3	<del>434965-1</del> 434965-2	Harbor View Rd <sup>1</sup>	Date St	I-75	Road widening from 2-lane to 4-lane	CHARLOTTE COUNTY	ROW&CST	\$4.0		TBD					TBD	ROW Estimated approximately \$5 million and CST cost yet to be determined
4		Edgewater Dr / Flamingo Blvd Ext <sup>1</sup>	Midway Blvd	Collingswood Blvd	Road widening from 2-lane to 4-lane	CHARLOTTE COUNTY	PE, ROW&CST	\$2.20		\$38.08						County is requested \$2.2 million towards PE
5		SR 776	Sarasota County Line	US 41	Corridor study to gather/analyze crash data and prioritize improvements based on the recommendations from the Study						TBD					Number 10, SR 776 FPN # 4444851 is deferred until further notice from FDOT
6	435563 1	N. Jones Loop Rd <sup>1</sup>	Burnt Store Rd	Piper Rd	Planning Feasibility Study to perform a PD&E for widening from 4-Lane to 6-Lane	CHARLOTTE COUNTY	PE& CST			\$45.09	\$1.22					PD&E Underway

<sup>1</sup> Regional projects

<sup>2</sup> TAP Project on SUN Trail network system

PE- Design

ROW- Right Of Way

New Project

PD&E - Project Development & Environment

CST - Construction

## 2021 TRANSPORTATION ALTERNATIVES LOCAL/REGIONAL PROJECTS

RANK	FPN	PROJECT NAME	FROM	TO	JURISDICTION	TYPE OF WORK	UNFUNDED PHASE	REQUESTED FUNDS (In Mil)	LOCAL FUNDS (In Mil)	TOTAL COST (PDC)	2022	2023	2024	2025	2026	COMMENTS
1	4351052	Taylor Rd - Phase I	N.Jones Loop Rd	Airport Rd	CHARLOTTE COUNTY	Multi Use Recreational Trail (MURT ) with 8 feet side walk	ROW&CST			\$4.94			\$0.66			Cost Estimate from WGI Consultant
2	4351051	Taylor Rd - Phase II	US 41 SB	N. Jones Loop Rd	CHARLOTTE COUNTY	Multi Use Recreational Trail (MURT ) with 8 feet side walk	PE&ROW&CST			\$4.92						Cost Estimate from WGI Consultant
3		US 41	Sidewalks - Morningside Drive	Sarasota County line	CHARLOTTE COUNTY	Multi Use Recreational Trail (MURT ) with 8 feet side walk	PE & CST									Total Project, segments are below
3A	4463911	US 41 Eastside <sup>1,2</sup>	Melbourne St	Kings Hwy	CHARLOTTE COUNTY	Planning Study -Multi Use Recreational Trail (MURT ) with 8 feet side walk	PE & CST			TBD				\$0.150		Funded for Study under Highways FPN # 4463911. Out come shall be determined.
3B		US 41 Eastside <sup>1,2</sup>	Kings Hwy	Conway Blvd	CHARLOTTE COUNTY	Multi Use Recreational Trail (MURT ) with 8 feet side walk	PE & CST			TBD						Need costs for PE & CST
3C	4382621	US 41 Eastside <sup>1,2</sup>	Conway Blvd	Midway Blvd	CHARLOTTE COUNTY	Multi Use Recreational Trail (MURT ) with 8 feet side walk	CST			\$4.44	\$0.840	\$0.030				CST Deferred beyond 2026
3D		US 41 Westside&East Side	Tuckers Grade	Taylor Rd	CHARLOTTE COUNTY	Multi Use Recreational Trail (MURT ) with 8 feet side walk	PE & CST			TBD						Added East side to the project Need costs for PE & CST
3E		US 41 Westside	Morningside Dr	Tuckers Grade	CHARLOTTE COUNTY	Multi Use Recreational Trail (MURT ) with 8 feet side walk	PE & CST			TBD						Need costs for PE & CST
3F		US 41 Westside	Taylor Rd	Burnt Store Rd	CHARLOTTE COUNTY	Multi Use Recreational Trail (MURT ) with 8 feet side walk	PE & CST			TBD						Need costs for PE & CST
4		Cooper St	Airport Rd	E.Marion Ave	CITY OF PUNTA GORDA	Complete Streets includes sidewalks, bike lanes, paved shoulders, frequent and safe crossing opportunities, accessible pedestrian signals, curb extensions, narrower travel lanes, roundabouts	PE & CST	1.67	\$1.50	\$3.17						
5		Sibley Bay ( Trails and Way Finding)	Bayshore Rd	US 41	CHARLOTTE COUNTY	Trails and Way Findings in Charlotte Harbor CRA	PE & CST	\$0.845		\$0.845						Need Cost estimates from the County. Discussion required with Sunseekers
6		E. Elckam Blvd	US 41	Midway Blvd	CHARLOTTE COUNTY	Street Lights & Pedestrian Bridge in Parkside CRA	PE & CST	\$1.720		\$1.720						Need costs for PE & CST- Confirm with County
7	4415241	US 41	Williams St	Peace River Bridge	CITY OF PUNTA GORDA	Resurfacing Project- Complete Streets includes sidewalks, bike lanes, paved shoulders, frequent and safe crossing opportunities, accessible pedestrian signals, curb extensions, narrower travel lanes, roundabouts	CST			\$6.11	\$0.21		\$5.90			Need costs for PE & CST
8		Shreve St	Airport Rd/Pompano Terrace	Virginia Ave/Linear Park	CITY OF PUNTA GORDA	Complete Streets includes sidewalks, bike lanes, paved shoulders, frequent and safe crossing opportunities, accessible pedestrian signals, curb extensions, narrower travel lanes, roundabouts	PE & CST	\$0.30	\$0.30	\$0.60						
9		Harbor Walk Phase IV	Harbor walk @ US 41 NB		CITY OF PUNTA GORDA	Bridge Underpass & Lighting	PE & CST	\$0.12	\$0	\$0.14						Need costs for PE & CST
10		Harborwalk Phase II	ADA ramps at US 41 SB			US 41 SB at the Albert Gilchrist Bridge connecting the City's Harborwalk to the existing US 41 SB sidewalk	PE& CST	\$3.67	\$0.09	\$3.76						
11		US 41 NB <sup>1</sup>	Multi Use Recreational Trail bridge over Alligator Creek - South branch		CITY OF PUNTA GORDA	Bicycle/Ped Bridge	CST	\$1.736		\$1.74					\$0.29	

<sup>1</sup> Regional projects <sup>2</sup> TAP Project on SUN Trail network system

PE- Design	ROW- Right Of Way	New Project
PD&E - Project Development & Environment	CST - Construction	

Notes:All projects costs are in millions

**2021 TRANSPORTATION SYSTEM MANAGEMENT/ CONGESTION MITIGATION PROJECTS**

RANK	FPN#	PROJECT NAME	JURISDICTION	TYPE OF WORK	UNFUNDED PHASE	REQUESTED FUNDS (In Mil)	LOCAL FUNDS (In Mil)	TOTAL COST-PDC (in Mil)	2022	2023	2024	2025	2026	Comments
1	4463931	Add turn lanes on SR 776 @ Charlotte Sports Park <sup>1</sup>	CHARLOTTE COUNTY	Intersection Improvements	CST			\$0.82				\$0.15		County is requesting CST funds
	4463401	SR 776 @ Flamingo Blvd- Intersection modifications	CHARLOTTE COUNTY	Intersection Improvements								\$1.46		Funded - Flamingo Blvd to make a connection to SR776. A box culvert under Flamingo Blvd and making the traffic signal for a 4 way intersection
2		Add turn lanes on SR 776 @ Gulf Stream Blvd	CHARLOTTE COUNTY	Intersection Improvements	PE & CST			\$0.91						To be discussed with county and FDOT
3		Add turns lanes @ SR 776 @ Biscayne Blvd	CHARLOTTE COUNTY	Intersection Improvements	PE & CST	\$0.80		\$0.80						County is requesting PE & CST funds
4		Add turn lanes on SR 776 @ Cornelius Blvd <sup>1</sup>	CHARLOTTE COUNTY	Intersection Improvements	PE & CST	\$0.60		\$0.60						County is requesting PE & CST funds
5		US 41 @ Easy St	CHARLOTTE COUNTY	Intersection Improvements	PE & CST									County is requesting PE & CST funds
6		Add turn lanes US 41 @ Forrest Nelson Blvd / Crestview Cir	CHARLOTTE COUNTY	Intersection Improvements	PE & CST			\$0.62						County is requesting PE & CST funds
7		Add turn lanes on SR 776 @ Jacobs St <sup>1</sup>	CHARLOTTE COUNTY	Intersection Improvements	PE & CST	\$0.60		\$0.60						County is requesting PE & CST funds
8		Add turn lanes US 41 @ Carousel Plaza	CHARLOTTE COUNTY	Intersection Improvements	PE & CST			\$0.62						County is requesting PE & CST funds
9		SR 31 @ CR 74	CHARLOTTE COUNTY	Intersection Improvements	CST			4.39		\$0.51			\$4.39	Funded through CST- Will be removed
10		Add turn lanes US 41 @ Aquiesta Dr	CITY OF PUNTA GORDA	Intersection Improvements	PE&CST			TBD						City is requesting PE & CST Funds
		County wide ITS master plan implementation	CHARLOTTE COUNTY	County wide ITS improvements	PE, ROW, CST	TBD		TBD						The ITS master plan study was initiated to evaluate the County's information, communication and technology systems and to determine future needs.

<sup>1</sup> Regional projects

<sup>2</sup> TAP Project on SUN Trail network system

PE- Design

ROW- Right Of Way

New Project

PD&E - Project Development & Environment

CST - Construction

Notes:All projects costs are in millions

**AGENDA ITEM # 9**  
**REVISED U.S. BIKE ROUTE ALIGNMENT - PRESENTATION**

**Purpose:** Present Proposed Route Alignment in Charlotte County

**Agenda Item Presented by:** Adventure Cycling Association – Patricia Huff /Kerry Irons

**Discussion:**

Adventure Cycling Association, a nonprofit member organization focused on travel by bicycle will provide a history and background of the US Bicycle Route (USBR) System and will present draft proposed alignments of USBR 15 in Charlotte, Lee and Collier Counties for public input. The existing segment of USBR 15 is 14 miles long from Georgia State Line to Madison, Florida (Madison County). There is a proposal to extend the Route from Madison to Miami for an additional 496 miles via Charlotte, Lee and Collier County. The proposed route map and proposed road-by-road direction in Charlotte, Lee and Collier is shown in the presentation.

At the February 25, 2021 meeting, the committee members provided feedback on the proposed route in Charlotte County. Including limited use of US 41 as a proposed route, eliminating Taylor Road. Committee members also suggested to use existing City of Punta Gorda bike and trail facilities where possible and to consider routes along “quieter” roadways for improved rider safety and aesthetic value. The presentation today includes the recommendations from the BPAC members and the City of Punta Gorda

On January 26, 2022, the City of Punta Gorda approved a Letter of Support for the USBR 15 route through the city. Approval of this proposal will then be forwarded to the MPO Board for their approval and then to the Charlotte Board of County Commissioners for their approval. BOCC approval is needed in order for FDOT to request American Association of State Highway and Transportation Officials (AASHTO) designation of USBR 15.

**Recommendation:** Motion to recommend the MPO Board approve the proposed route alignment in Charlotte County.

**Attachment:** [Power Point Presentation](#)

# Building Bicycle Tourism with the U.S. Bicycle Route System



# The U.S. Bicycle Route System



- Growing national network of numbered and signed bicycle routes
- Officially approved by state transportation agencies and AASHTO
- Coordinated by Adventure Cycling Association



# Currently: 17,800 miles in 31 states + DC

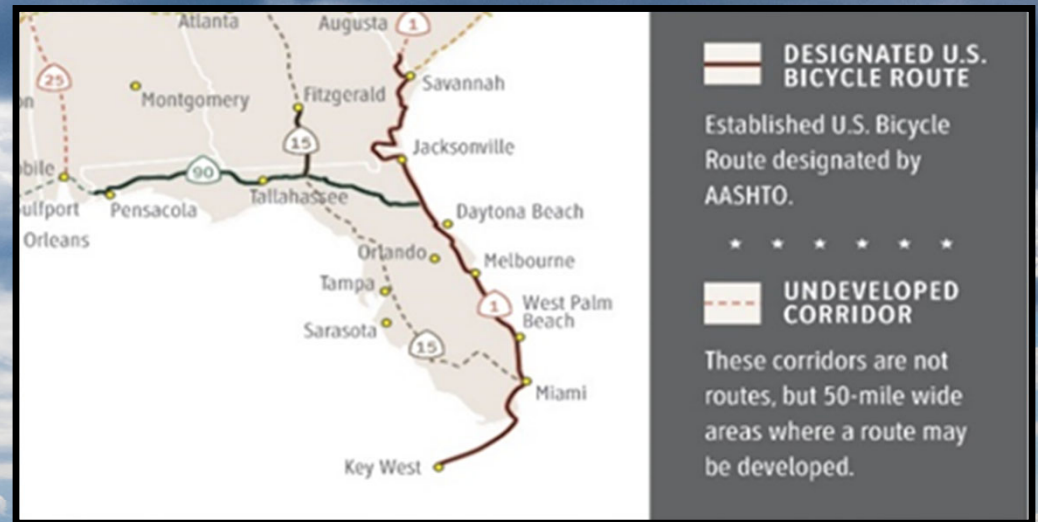


## 50,000+ miles when complete

Note: dashed lines just general guidance for where a route could be designated.

# U.S. Bicycle Routes in Florida

- USBR 1 & USBR 90
  - Designated in 2014, all on state highways
  - Currently realignment projects underway to move to quieter streets and roads
- USBR 15
  - North segment designated 2018, connects to USBR 15 in GA
  - 14 miles from Georgia to Madison, FL
  - Proposal to extend from Madison to Miami (496 additional miles)





# Jurisdictional support required



- 19 “road owners” for USBR 15 extension
- Resolution or letter of support to FDOT signifies support
- Adventure Cycling volunteers doing local agency outreach

# Initial USBR 15 Proposal - Punta Gorda

Details Cuesheet

County 663 S	mi
Continue onto Co Rd 661	286.1 mi
Turn left onto FL-70 E	293.8 mi
Turn right onto S Desoto Ave	295.9 mi
Continue onto US-17 S/S Brevard Ave	296.3 mi
Turn right onto Riverside Dr	314.5 mi
Turn left onto Regent Rd	318.6 mi
Continue onto Piper Rd	318.8 mi
Turn right onto Airport Rd	320.6 mi
Turn left onto Aquista Dr/Cooper St	322.8 mi
Turn left onto U.S. 41 Multi-Use Trail	323.2 mi
Turn right onto Taylor Rd	326.6 mi
Turn left onto US-41 S/N Tamiami Trail	326.7 mi
Turn left onto N Fork Dr	339.6 mi
Turn right onto N Fork Dr/N Tamiami	339.6 mi

499.8 mi +3685 ft / -3867 ft

# Revised USBR 15 Proposal – Punta Gorda

<https://ridewithgps.com/routes/34634828>

The screenshot displays a web browser window with the URL <https://ridewithgps.com/routes/34634828?beta=false>. The browser's address bar shows the URL and navigation icons. The page header includes the RidewithGPS logo, a search bar, and navigation options like 'Jump To', 'Find', 'Route Planner', and 'Stories'. The main content area is divided into two sections: a 'Details' sidebar on the left and a map on the right. The sidebar shows a list of route instructions with distances in miles. The map shows a red route line starting from the Peace River area, heading east through Punta Gorda, and ending near the Airport Rd. The map includes various landmarks, streets, and a search bar. The bottom of the map shows the Google logo and a scale of 502.4 mi + 3738 ft / -3920 ft.

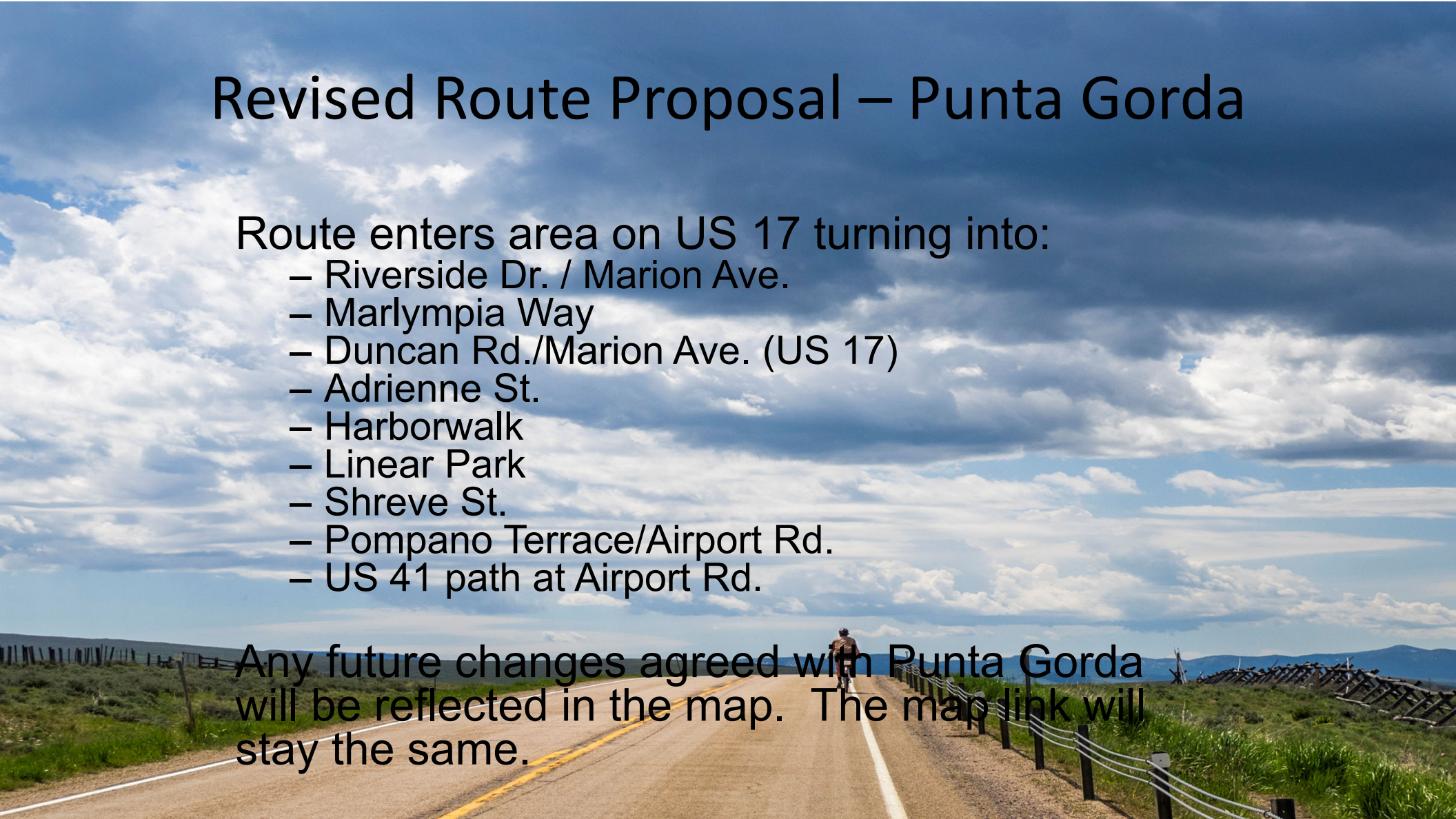
Instruction	Distance (mi)
Continue onto US-17 S/S Brevard Ave	297.3
Turn right onto Riverside Dr	315.6
Continue onto Marion Ave	320.3
Turn left onto Marlympia Way	321.0
Turn right onto Duncan Rd	321.0
Continue onto Marion Ave	321.1
Turn right onto Adrienne St	321.6
Adrienne St turns left and becomes Harborwalk/Patty Ave	321.6
Turn right to stay on Harborwalk	322.0
Turn right to stay on Harborwalk	322.5
Turn right to stay on Harborwalk	322.6
Slight right to stay on Harborwalk	322.7
Take the pedestrian tunnel	323.2

# Revised Route Proposal – Punta Gorda

Route enters area on US 17 turning into:

- Riverside Dr. / Marion Ave.
- Marlympia Way
- Duncan Rd./Marion Ave. (US 17)
- Adrienne St.
- Harborwalk
- Linear Park
- Shreve St.
- Pompano Terrace/Airport Rd.
- US 41 path at Airport Rd.

Any future changes agreed with Punta Gorda will be reflected in the map. The map link will stay the same.



# Local route input expected



Local agencies have the final say so when they request a change to the route, it is accepted/negotiated.

# Benefits of the USBR designation



- Improved routes for bicycle travelers
- Positive health/environmental impacts
- Economic development via bicycle tourism for smaller communities





Patty Huff  
USBR volunteer  
[snookcity@gmail.com](mailto:snookcity@gmail.com)  
239-719-0020

Kerry Irons  
USBR volunteer coordinator  
Adventure Cycling Association  
[irons54vortex@gmail.com](mailto:irons54vortex@gmail.com)  
989-513-7871 or 616-298-7883

Jennifer Hamelman  
USBR Coordinator  
Adventure Cycling Association  
[jhamelman@adventurecycling.org](mailto:jhamelman@adventurecycling.org)  
800-755-2453 or 503 867-5726

**AGENDA ITEM # 10**  
**VETERANS BOULEVARD CORRIDOR PLANNING STUDY - EXISTING**  
**CONDITIONS PRESENTATION**

**Purpose:** To outline the existing conditions of the Veterans Boulevard Corridor Planning study that is currently underway

**Presented by:** Vitor Suguri, FDOT  
Babuji Ambikapathy, VHB

**Discussion:**

The Florida Department of Transportation (FDOT), District One, is conducting a Corridor Planning Study for Veterans Boulevard between US 41 and Kings Highway in Charlotte County, Florida. The subject corridor is a 6.9-mile 4-lane divided roadway. The overall objective of this study is to improve mobility, safety, reliability, and connectivity for people who drive, walk, bike, and use transit within the study corridor.

This study will document the following:

- 1) Existing conditions including corridor characteristics, travel patterns, operational analysis of all modes, and safety assessment
- 2) Future conditions including traffic forecasts, access management review (for 2045), operational analysis of all modes and safety analysis, to develop potential safety, operational, and multimodal improvements for the Veterans Boulevard corridor. The identified improvements will be prioritized for short-term (2025), mid-term (2035), and long-term (2045) conditions through close coordination with the Project Steering Committee. The proposed recommendations are subject to change and will be implemented by Charlotte County Staff based on the availability of funds.

Based on the results of the Existing conditions and Future conditions analysis recommendations (based on safety, operational, and multi-modal) along Veterans Boulevard within the study limits will be developed. These improvements can include (but are not limited to) signalization, mid-block crosswalks, access management, intersection lighting, basic and enhanced intersection improvements, and improved signage.

The Final Draft will be presented at the July 6, 2022, TAC/ CAC meeting and July 18, 2022, MPO Board meeting for final recommendations of the study

**Recommendation:** No action required. Informational presentation only.

**Attachment:** [Veterans Corridor Planning Study – Existing Conditions Presentation](#)

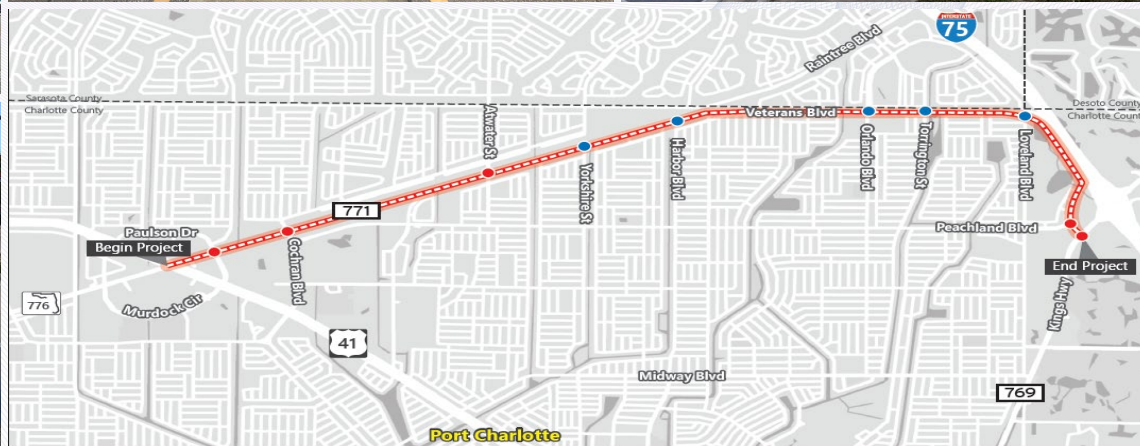


# Veterans Boulevard Corridor Planning Study

## From US 41 to Kings Highway

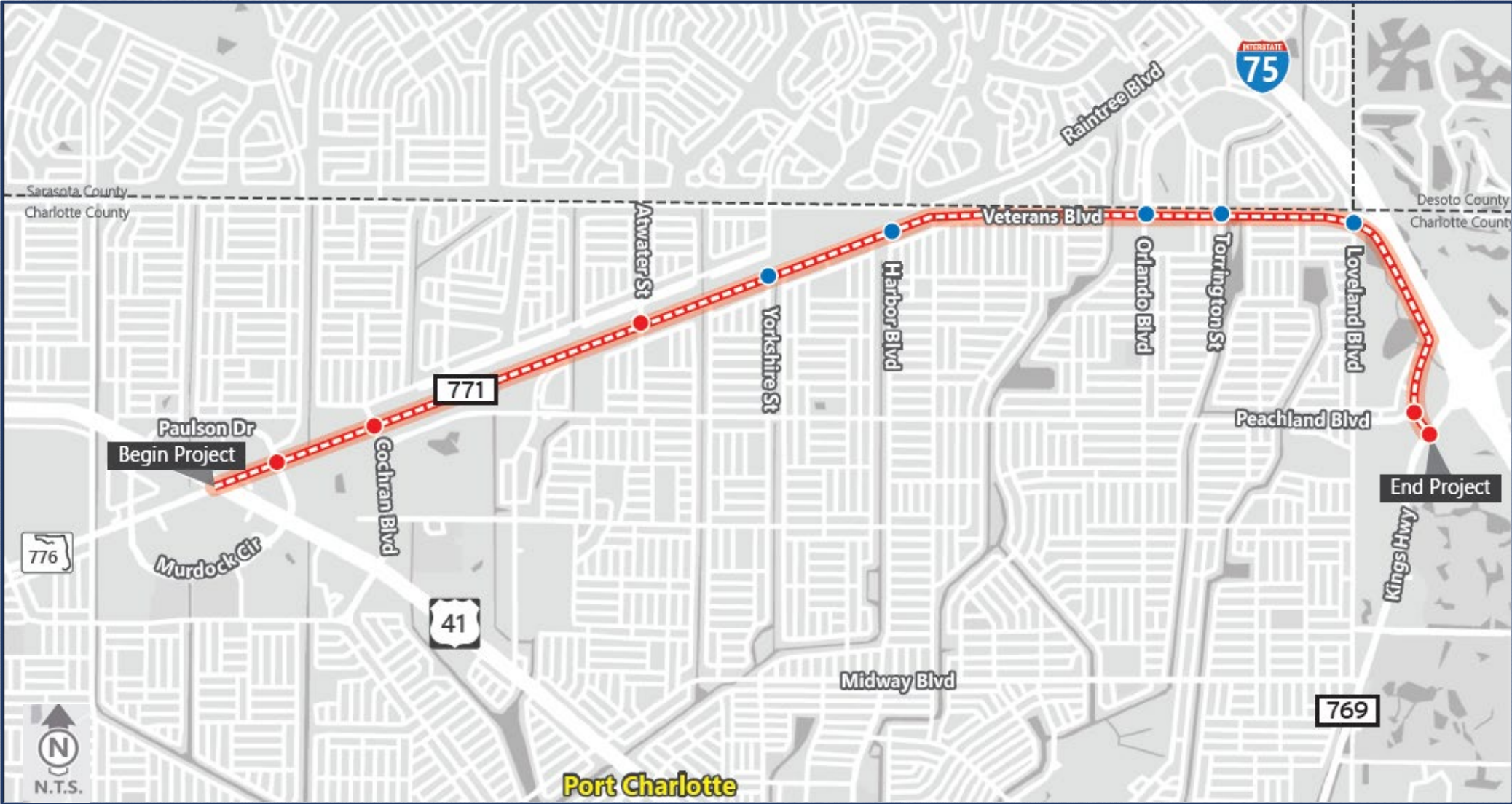


TAC / CAC Meeting (Existing Conditions) | April 13, 2022



# Veterans Boulevard Study Corridor

(Approx. Length 6.9 miles)



# Agenda



**Study Purpose and Objectives**



**Steering Committee**



**Previous Studies/Ongoing Projects**



**Existing Conditions Review**



**Update on Travel Demand Modeling**



**Next Steps**



**Feedback & Discussion**

# Study Purpose and Objectives

## Study Purpose

*“Improve **Safety, Mobility, Connectivity & Reliability** for people who drive, walk, bike and use transit”*

## Major Concerns

- Capacity/operational improvements
- New traffic controls

## Objectives

- Conduct safety, operational and multimodal analysis
- Identify and prioritize short-term (Year 2025), mid-term (Year 2035), and long-term (Year 2045) improvements



# Steering Committee

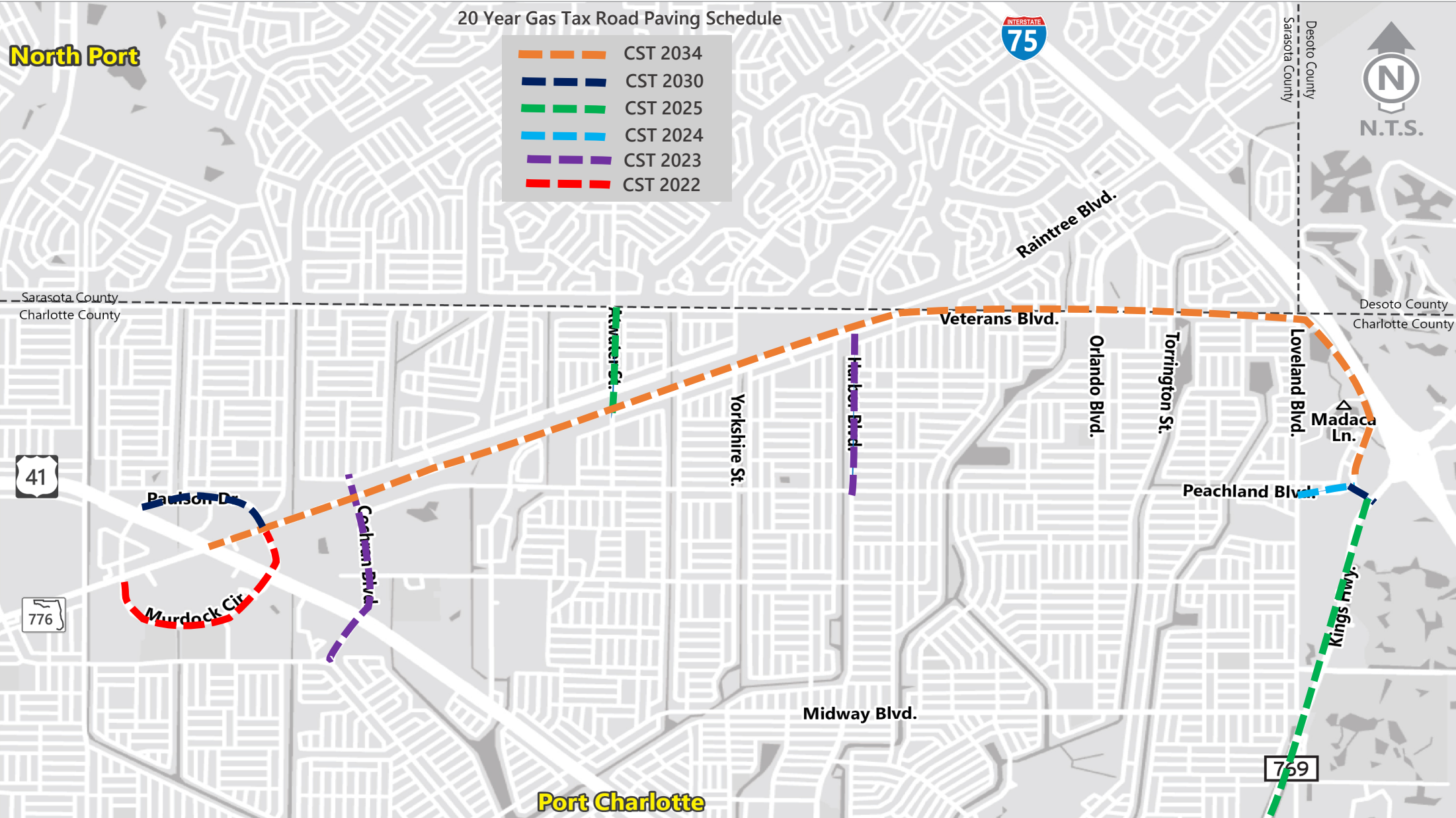
- **FDOT**
- **Charlotte County**
- **Charlotte County Punta Gorda MPO**



# Programmed Improvement Projects

- **No Capacity Improvement Projects**
- **Capital Improvement Program 2020: Sidewalk Installation**
  - Harbor Boulevard from Midway Boulevard to Veterans Boulevard – CST 2023
- **Charlotte County Punta Gorda MPO - 2045 LRTP**
  - Charlotte Link: Expand to 2-mile radius around Port Charlotte Town Center by year 2024

# Capital Improvement Program 2020 – Road Paving Schedule



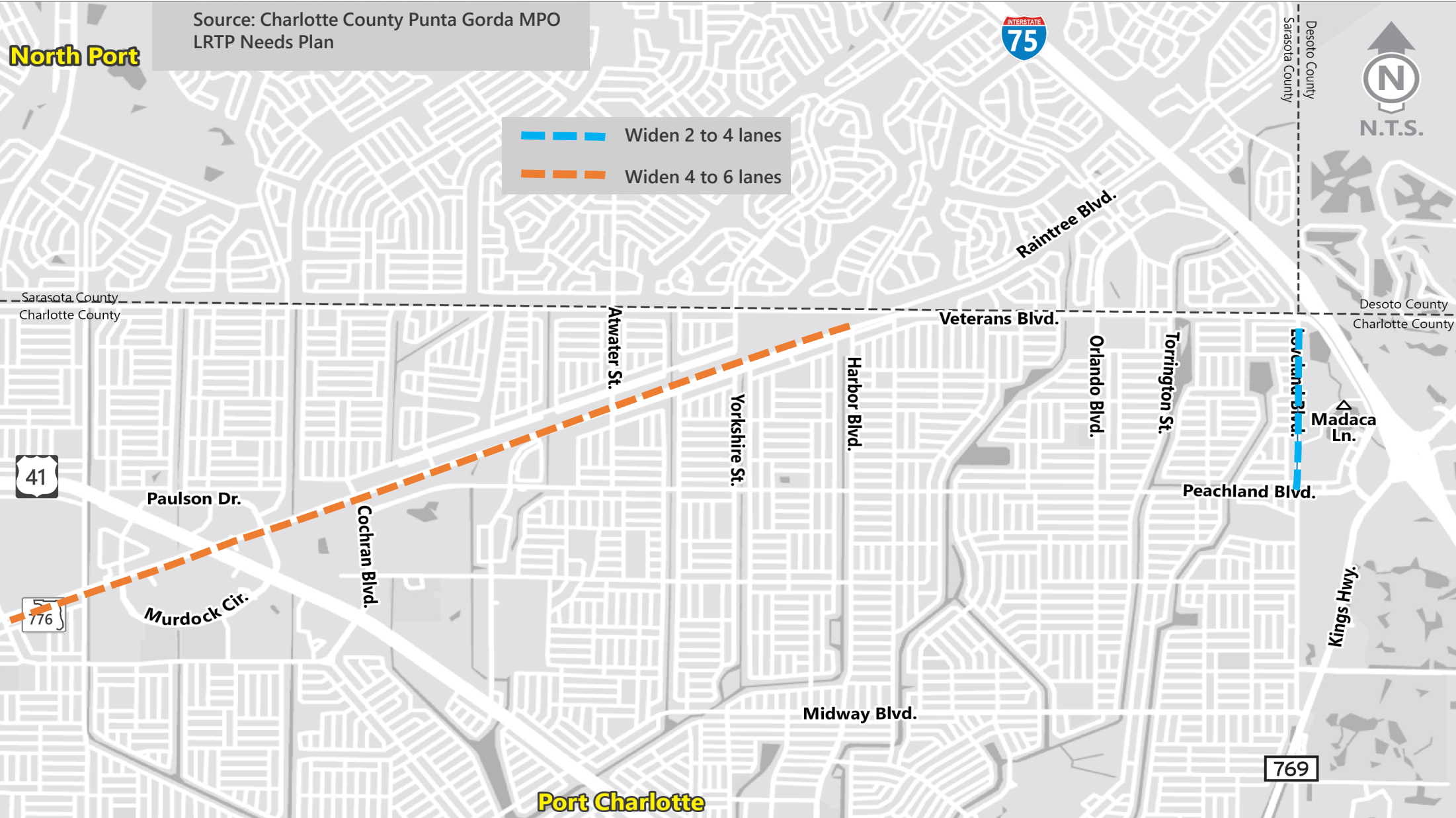




# Planned Multimodal Improvements (LRTP 2045)



# Planned Roadway Improvements (LRTP 2045 Needs Plan)



# Existing Roadway Characteristics

Roadway Feature	Value
Roadway ID	<ul style="list-style-type: none"><li>01000102 (US 41 to Kings Highway)</li></ul>
Number of Lanes/ Functional Classification	<ul style="list-style-type: none"><li>Four-lane / Urban Minor Arterial</li></ul>
LOS Target	<ul style="list-style-type: none"><li>County – LOS D</li></ul>
Existing AADT along Veterans Boulevard	<ul style="list-style-type: none"><li>22,000 – 30,000</li></ul>
Context Classification	<ul style="list-style-type: none"><li>Suburban Commercial (C3C) – 40%</li><li>Suburban Residential (C3R) – 60%</li></ul>
Posted Speed	<ul style="list-style-type: none"><li>Majority 45 – 55 MPH</li><li>40 MPH from Madaca lane to Kings Highway</li></ul>
Study Intersections	<ul style="list-style-type: none"><li>All 5 Signalized intersections</li><li>5 Unsignalized intersections – Yorkshire Street, Harbor Boulevard, Orlando Boulevard, Torrington Street and Loveland Boulevard</li></ul>

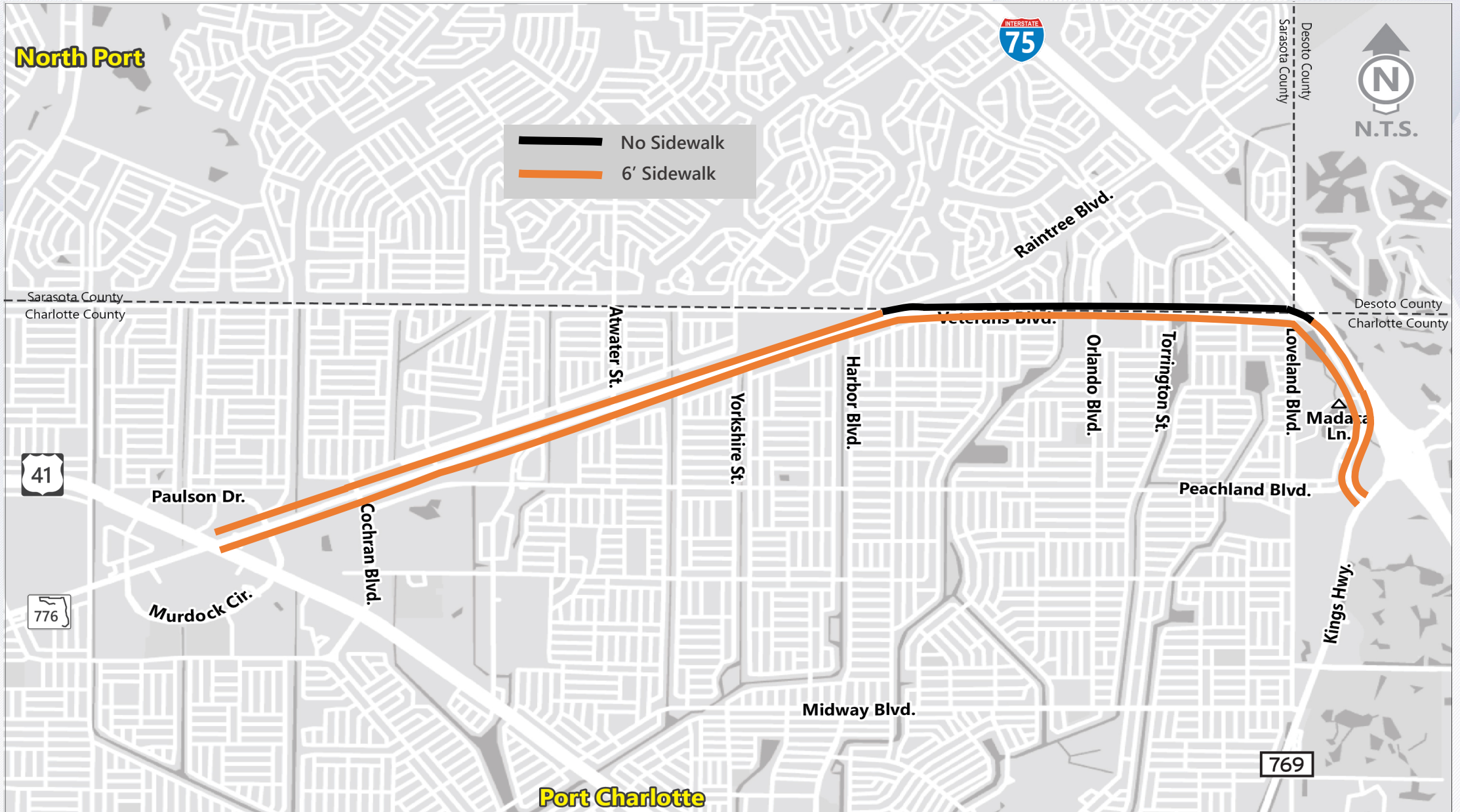
# Existing Context Classification



# Existing Bicycle Facilities



# Existing Sidewalk Facilities



# Existing Structures (Culverts)

Culvert	Culvert ID#	Year Built	Last Inspection	Sufficiency Rating
Pellam Waterway	014093	1996	2017	80.9
Crest View Waterway	014092	1996	2017	81.4
Dorchester Waterway	014094	1996	2017	84.6

*Source: FHWA National Bridge Inventory*

*Sufficiency Ratings: 0.0 to 50.0 - Possible Replacement; 50.0 to 80.0 - Possible Rehabilitation; 80.0 to 100.0 - No Action needed.*

# Existing Transit Service

## Charlotte County Transit (CCT) provides Mobility-on-Demand (MOD) curbside transportation services

- Weekdays – 6:30 AM to 6:00 PM
- Saturdays – 9:00 AM to 6:00 PM
- Will be extended to 8:00 PM from 2022

**No fixed bus routes within the study limits**



Source: [www.charlottecountyfl.gov/transit](http://www.charlottecountyfl.gov/transit)



# Existing Lighting Conditions

- **Lighting present along the full length of the corridor**
- **All lights are stand alone poles with High Pressure Sodium (HPS) luminaires**
- **Signalized Intersections:**
  - Lighting present on at least two approaches
- **Unsignalized Intersections:**
  - Lighting present on at least one corner of the intersection
- **Lighting meets FDM Standards – not known**



# Existing Truck & Freight

## Truck & Freight Data

- Veterans Boulevard is not a designated freight route
- Two Freight distribution centers
  - Murdock Commercial Center
  - Plaza near Peachland Boulevard and Kings Highway
- Daily truck percentage
  - 7.8 to 9.0



# Existing ITS Features

- Advanced Traffic Management System (ATMS) along Veterans Boulevard from US 41 to Atwater Street through Fiber Optic Cable (FOC)
- Traffic signals at US 41, Murdock Circle, Cochran Boulevard, and Atwater Street are connected into Charlotte County's ATMS
- IT Department FOC runs along Veterans Boulevard from Cochran Boulevard to Loveland Boulevard



# Existing Operational Analysis



# Existing Multimodal Analysis

## Intersection Pedestrian & Bicycle LOS

- LOS D or better – Signalized intersections (except at Veterans Boulevard & Kings Highway intersection)

## Corridor Pedestrian LOS

- LOS D except for Veterans Boulevard
  - b/w Harbor Boulevard and Loveland Boulevard (LOS E) and
  - b/w Peachland Boulevard and Kings Highway (LOS E)

## Corridor Bicycle LOS

- LOS D or better except for Veterans boulevard b/w Peachland Boulevard and Kings Highway

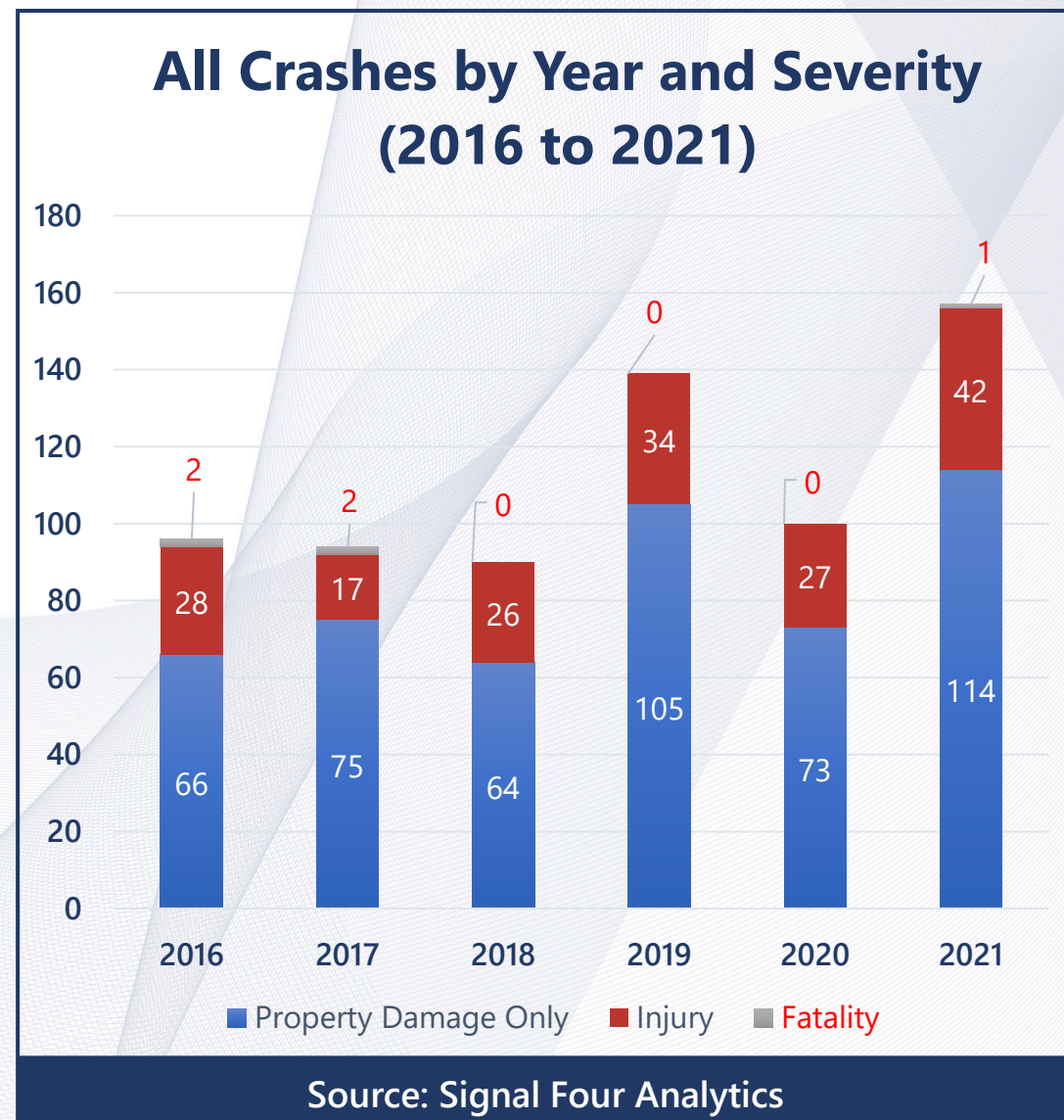
## Corridor Transit LOS

- LOS F (no transit service)

# Historical Crash Analysis

## Signal Four Analytics (2016-2021)

- Totals (roadway + intersections)
  - 676
  - 5 fatalities (DUI related – 2)
  - 174 injury crashes
  - 497 property damage
  - Major types – Rear-end, Sideswipe, Angles and Off-road
- Intersections
  - 477 (70.5% of total)
- Mid-segments
  - 199 (29.5% of total)

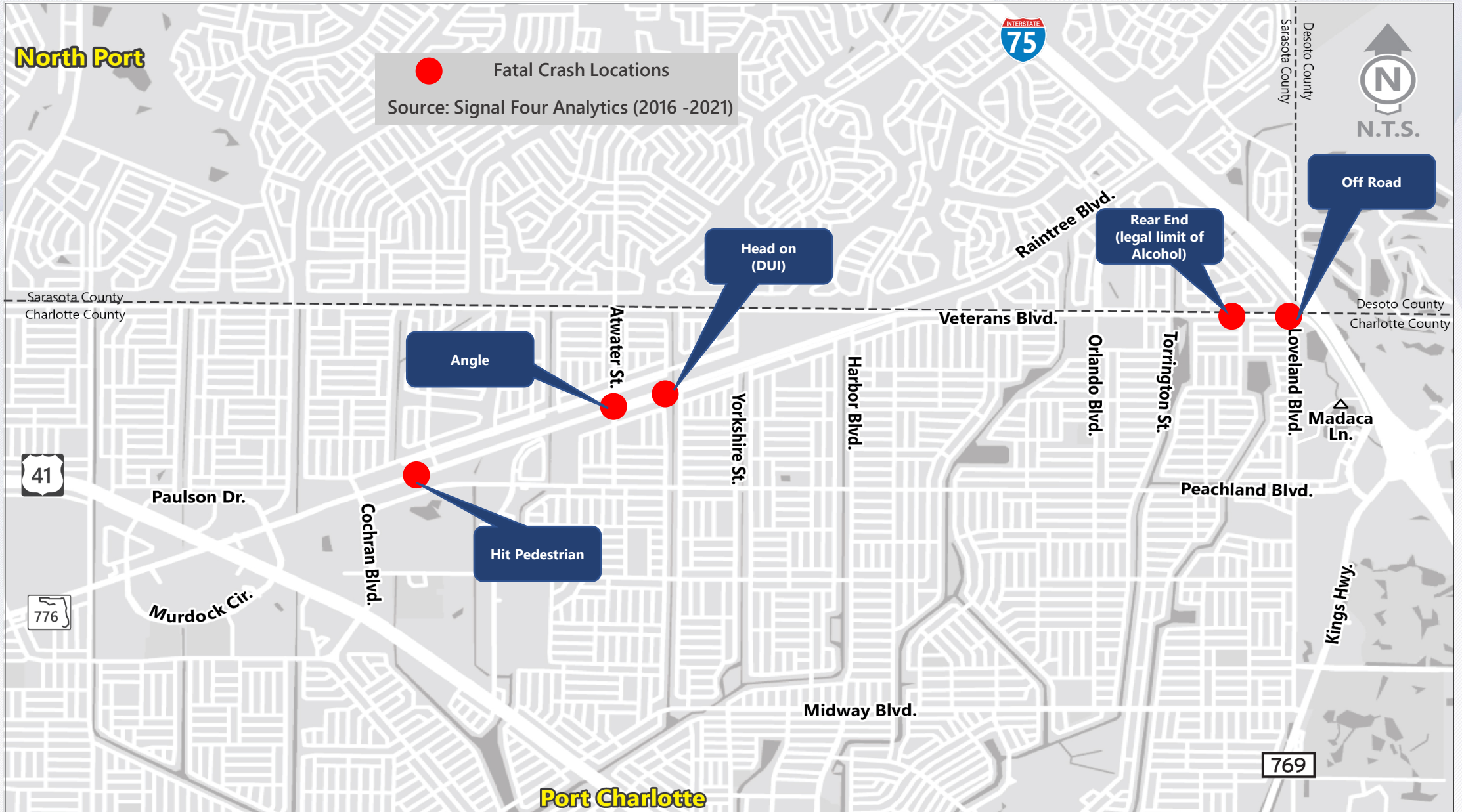


# Hot Spot Locations





# Fatal Crash Locations



# Field Observations - Overview

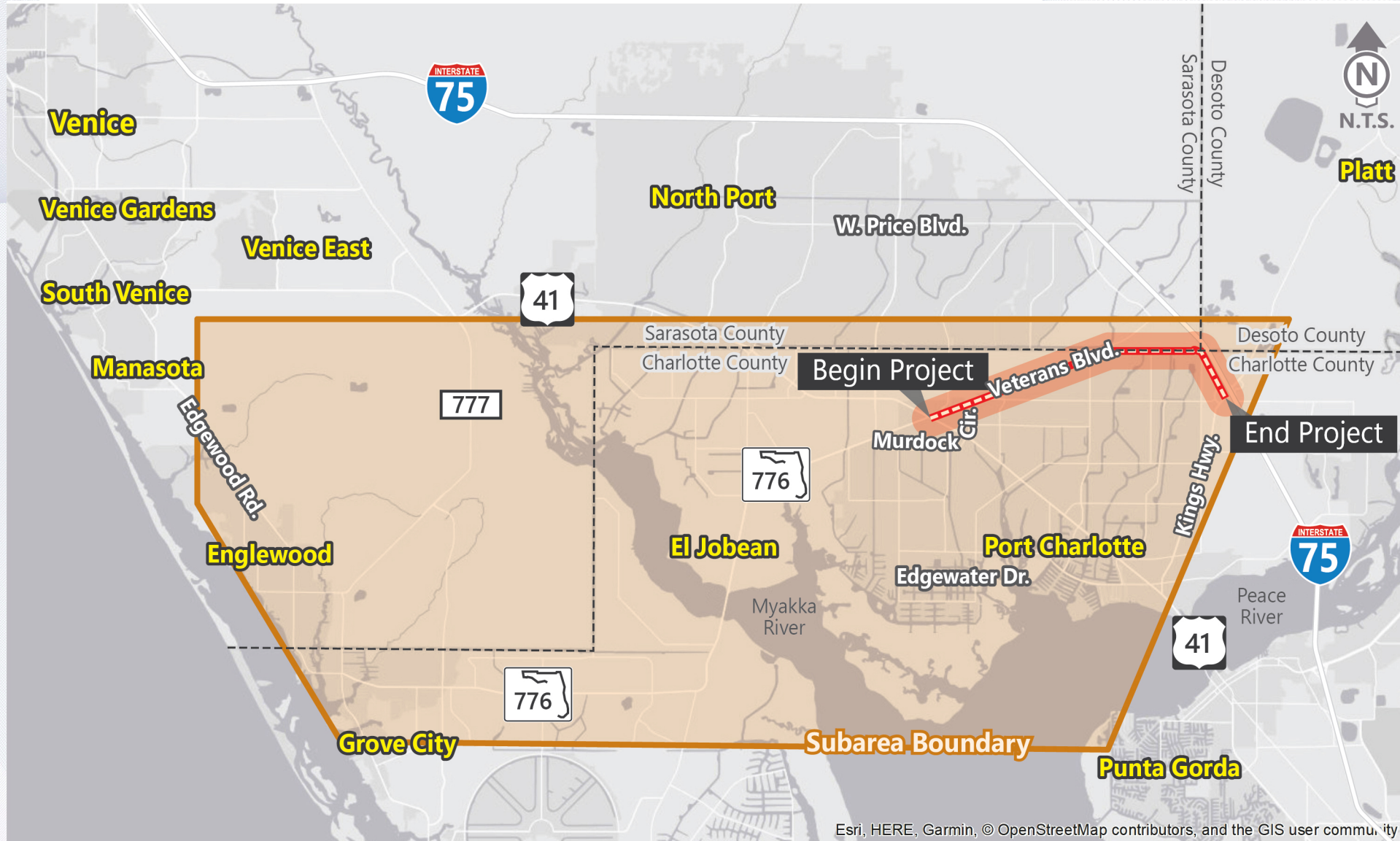
- AM – WB peak; PM – EB peak
- Grid network provides route choices
- Sun glare for the east-west segments
- Intersection issues
  - Signal phase sequence off along Veterans Boulevard between Murdock Circle and Cochran Boulevard
  - Veterans Boulevard and Atwater Street - Pretimed Signal and uncoordinated
  - Peachland Boulevard and Kings Highway
    - Closely spaced signalized intersections
    - Queues in both the NB & SB directions exceeds storage and backs up to the upstream/downstream intersections



# Americans with Disabilities Act (ADA) Concerns



# Travel Demand Modeling



# Next Steps

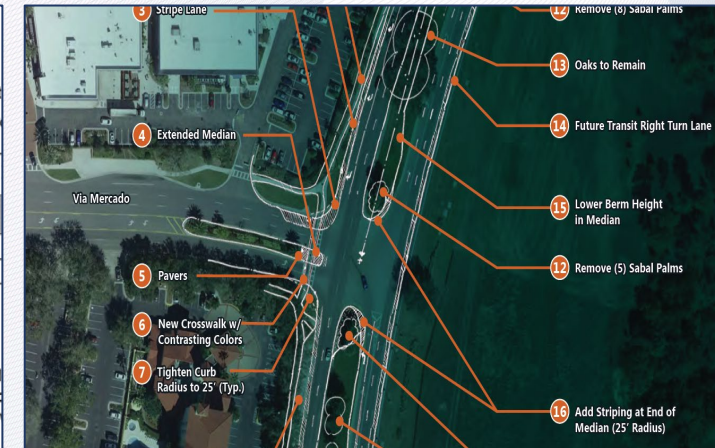
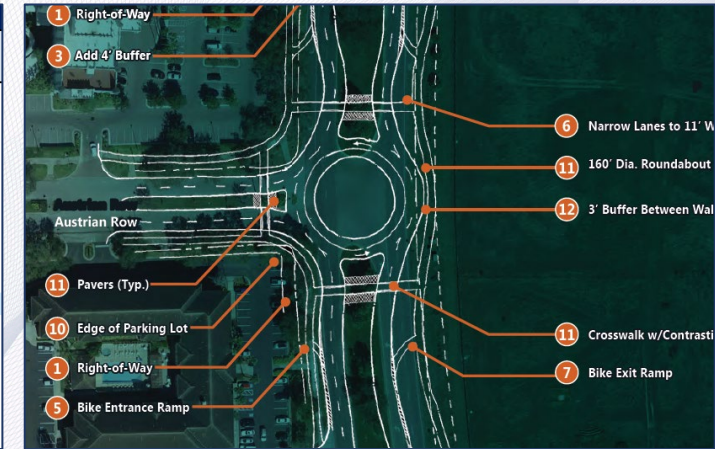
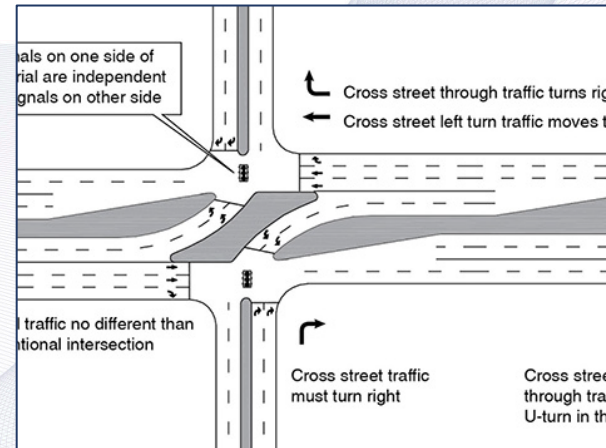
## Future Conditions Analysis

- Develop future traffic
- Future traffic operational analysis
- Conduct CAP-X analysis
- Safety analysis
- Develop and prioritize improvements

## Steering Committee Meeting #2 (TBD - May 2022)

- Review future conditions and draft recommendations

Results for Intersections												
Sheet	Zone 1 (North)		Zone 2 (South)		Zone 3 (East)		Zone 4 (West)		Zone 5 (Center)		Overall v/c Ratio	Ranking
	CLV	V/C	CLV	V/C	CLV	V/C	CLV	V/C	CLV	V/C		
FULL									1111	0.61	0.61	2
CSRL									3056	1.68	1.68	15
S-W			1769	0.97			1425	0.78	1610	0.88	0.97	9
N-E	1383	0.78			1605	0.88			1365	0.75	0.88	6
S-E			1724	0.95	1724	0.95			948	0.52	0.95	8
N-W	1108	0.61					1367	0.75	1610	0.89	0.89	7
N-S	798	0.44	515	0.28					1342	0.74	0.74	4
E-W					613	0.34	473	0.26	1519	0.84	0.84	5
FULL	798	0.44	515	0.28	613	0.34	473	0.26	1034	0.57	0.57	1
N-S	1448	0.80	672	0.37	2207	1.21	1853	1.02			1.21	10
E-W	1095	0.60	981	0.54	1134	0.62	787	0.43			0.62	3
N-S	1002	0.55	990	0.54					2967	1.63	1.63	14
E-W					1275	0.70	1201	0.66	2368	1.30	1.30	11
N-S	697	0.38	1255	0.69					2577	1.42	1.42	12



# Study Timeline

2022

Jan

- Kick-Off Meeting
- Traffic methodology
- Data collection

Feb

- Existing Conditions Analysis
- Subarea model validation
- Develop future traffic forecasts

We are here

Apr

- Future conditions analysis
- Future conditions presentation to FDOT and Steering Committee

Mar

- Existing conditions presentation to FDOT and Steering Committee
- Future conditions analysis

STUDY COMPLETE

May

- Draft recommendations presentation to FDOT and Steering Committee

Jun

- Develop final recommendations

July

- Final presentation to CAC, TAC and MPO Board
- Final technical memorandum for adoption and prioritization

# Questions & Discussion



**BUCKLE UP**  
**F L O R I D A**

